

Nursery – Autumn 1

# This is me!



Let's help Billy!



Who's  
behind the  
special  
door?



# Key Questions

What's your name..?

Who do you live with...?

What are you good at..?


What do you look like?

What can you do for yourself?

How do you feel..?

What would you like to do today..?

What is your favourite..?




acorn



holly



ivy









How do we know how many...?

Which groups do you belong to...?



# High Quality Texts



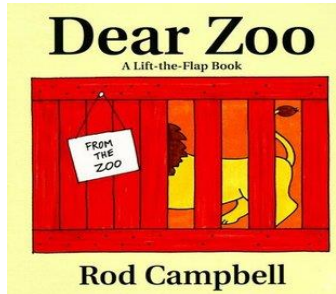
## Fiction







## Multi-media

<https://www.bbc.co.uk/teach/school-radio/nursery-rhymes-the-magic-porridge-pot/zmsmd6f>


## Core Texts




## Bible story



Bill Martin Jr / Eric Carle



## Rhymes and Songs



<https://www.youtube.com/watch?v=bLpIn28N0IO>

I'm a Dingle-Dangle Scarecrow...



[https://www.youtube.com/watch?v=-lj3\\_oAAp30](https://www.youtube.com/watch?v=-lj3_oAAp30)

## Hymn



# This is Me!

Nursery – Autumn 1

## Mood Monsters



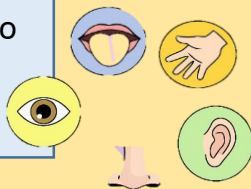
I know the 3 skills I need to learn.



I know how to be a good friend and know my friends names.




I know to use my senses to find out about the world around me.



I know the rules in nursery to keep myself safe.



I know families are the same and different




## Vocabulary

Vocabulary	Symbol	Definition
hear		To use my ears to listen to sounds
touch		To feel with my fingers
taste		To tell the difference between flavours in my mouth
smell		To use my nose to explore
see		To use my eyes to explore
mood		A feeling or emotion
kind		Being good to others
rules		Help me know how I should behave
family		People who care for me and love me very much
friends		People I can have fun with




I know how to look after myself.




I know how to sing some nursery rhymes and songs.



I know to count carefully – and can subitise a group of 3 without counting.





Every week in our 'Special Writing' books we will practise our pencil grip and make marks from left to right, up and down and drawing circles and write our name. Weekly dough disco.

1. Learning what I can draw with and on.

2. Pictures of myself, drawing features and body parts.

3. A picture of my family

Each day we will enjoy sharing two stories and learn how to hold books carefully and turn one page at a time.

**In Word Wise, we will focus on listening for syllables in words, initial sounds and rhyme. We will also listen to environmental sounds**



4. Drawing circle shapes - conkers

5. Drawing circle shapes – fruit and vegetables

6. Drawing three different sized bowls and spoons

7. Drawing myself and two friends





# Challenge Time – connecting the learning

## 1. Building routine.

Leaving parents. Following simple routine, knowing where their tray, coat peg, toilet and special area is. Daily singing and story time.  
Lunchtime routine.

2. **Meeting Billy-** getting to know each other. Helping Bruce learn the routine in nursery. Helping him to know and follow the rules in nursery to keep him safe.

3. **Family and belonging.**  
Photo of Bruce's family.  
Making a family display using children's photos.  
Drawing themselves and their family.  
Taking a photograph of the key groups. All kinds of families story book.  
**Same and different-comparing** friends and families.

## 4. Friendships

Social story-asking a friend to play.  
Knowing how to be a good friend and how to share.  
Helping Bruce to be kind. Little Rabbit Foo Foo story.  
**Being scissor safe**  
**Being Kind**

## 5. Food we like

Harvest.  
The Farmer in his Den  
Old McDonald had a Farm.  
Dingle Dangle Scarecrow  
Tasting fruit and vegetables.  
Tasting game  
Feely game  
Who's behind the special door?  
Talking about the things they like and enjoy doing.  
Making soup.

## 6. Concept of three.

Role play; Goldilocks, Three Billy Goats Gruff and Three Pigs  
Baa Baa Black Sheep  
Counting 3 – snack  
Drawing 3 objects

## 7. Friendships

Making groups of 3 friends for ring games.  
Drawing friends.  
Paperchain friends.

# We are creative

Playing in the home corner.  
Learning welcome, weather and days of the week songs

Harvest collage using pasta, dried fruits and spices and lentils



Making pictures of my family

Making porridge

Using paint independently



Using dynamics; making loud and quiet noises with percussion instruments

Dear Parents and carers,

This term we are learning all about ourselves and our family! Please support your child in choosing *at least one* project to complete. If you would like to do more, that would be great!

We would love you to share your learning with us. Send photos to

[nursery@cavclsoei.derby.sch.uk](mailto:nursery@cavclsoei.derby.sch.uk)


If you have any questions, please ask your child's class teacher.

Thank you for your support.

## This is Me! - Families



Project 4 - I am an Historian  
Make a book about your family or create a family tree.



### Project 1 – I am a Writer

Write your name using autumn leaves, acorns and twigs.




## Creative Homework Autumn 1 Nursery

### Project 2 – I am a Mathematician

Make 3 character puppets based on the traditional stories we have read



### Project 3 – I am an Artist Draw or paint your family.



### Project 5 – I am a Storyteller

- The Three Little Pigs - Building houses using Lego and Duplo. Talk about making the house strong, with windows, a door and a roof.
- Goldilocks and the Three Bears - Make porridge together. Add different flavours and act out the story using different voices for each of the bears
- The Three Billy Goats Gruff - Make a bridge using card or Lego. When you are out and about can you quiet and loud footprints like the goats?





## Let's quiz



'Let's quiz' is an exciting new game we have launched for the children.

At the end of every topic they will take part in a fun quiz all about what they have learnt over the half-term. You can help your child to succeed and remember what they have learnt by talking about the questions together at home.

Research says that when children repeatedly return to previously learnt information, they are more likely to **'Know and Remember More'** in the long term.



1. Which rules are important in nursery and at home?
2. Can you name 2 friends and the people in your family?
3. What do we need to do without the help of a grown up to look after ourselves?
4. Can you sing 3 nursery rhymes or songs?
5. What do we need to do to be safe with scissors?
6. What are the 5 skills that we need to be able to learn?
7. What do we do with a book?
8. Which senses do you use to find out about the world around you?
9. Can you tell me who the 4 mood monsters are and how they feel?
10. Can you tell me one thing that is the same and one thing that is different between you and a friend?

