

Year 1&2

What's inside the egg?

HOOK- Dinosaur on
video, clues found
on a dinosaur hunt.
WOW- Showcase of
learning (dinosaur
museum)



Summer 1

Resource Hub

Fiction








Non-Fiction

Core Texts

Padlet – links to relevant learning




<https://padlet.com/aharker4/cgcxw1ebi5y808kb>



Year 1 - Writing Features – Fiction

Year 1
Summer Term 1



Audience and Purpose: *To hook the reader*

use well-chosen
adjectives to add detail.

Sentences with
exclamation
marks.

Use conjunctions to
connect ideas.

re-read my
writing to check
it makes sense.

join sentences
with connectives
including using
'and'

use nouns and
pronouns for
variety.

write, review
and improve.

Use topic
vocabulary

use full stops to
demarcate
sentences

Use the correct graphemes to
write alien words.

use subject specific vocabulary
to explain and describe.

suggest words or phrases
appropriate to the topic
being discussed.

Use adjectives to
describe

Make the reader
learn about some
landmarks.

Finger spaces

Sentences with
capital letters .

Finger spaces

Writing Features

use
subheadings

Segment spoken words into phonemes and represent these by graphemes, spelling some words correctly and making phonetically plausible attempt at others.

I can spell longer words using suffixes such as ment, ness, ful, less, ly.

Year 2
Summer Term 1

Make simple additions and changes after proof reading

I can evaluate my writing independently, with peers and with an adult by making simple additions and corrections.

develop stamina for writing by writing for different purposes.

I can use capital letters for the personal pronoun I and for proper nouns.

be clear and understand

write effectively and coherently for different purposes

Make links to real life

I can spell common exception words.

I can use expanded noun phrases to describe, expand and specify.

Audience and Purpose:
To hook the reader

Be interested

I can use the diagonal and horizontal strokes needed to join letters..

Inform / explain

I can use spacing between words.

I can use subordination (when, if, that or because)

I can use present and past tenses correctly and consistently.

I can form capital letters and digits of the correct size, orientation and relationship to one another and to lower case letters.

I can write simple, coherent narratives about personal experiences and those of others.

Yellow = WTS

Green = EXS

Purple = GDS

Use exclamation and question marks to demarcate sentences

Week 1

Children will be able to

- Investigate 'what makes a moving vehicle
- Design and label a model
- write instructions for their model.

Year 1&2 - Summer 1

Summer 1

In English, we will be writing to engage the reader with our dinosaur stories.

TEXT: Tom and the Island of Dinosaurs.

Week 2 and Week 3 and week 4

Children will be able to respond to Tom and the Island of Dinosaurs by:

- sequencing
- writing about the feeling of characters
- structuring stories
- planning stories

Children will be able to write a story by:

- focusing on good story openings
- focusing on familiar well structured stories
- writing an effective ending
- editing and writing a final draft

Week 5

Children will be able to learn about the features of non-chronological reports by:

- writing good descriptions
- writing sentences using expanded noun phrases
- planning ideas to write a non chronological report.

Children will begin to create a dinosaur information book.

This term the focus will be on:

- Contents
- Introduction

Complete information book during summer 2

I know how the world has changed since the dinosaurs

I know how what could have happened to the dinosaurs

I know about dinosaurs' diet and habitat.

I know how to describe a dinosaur

What's inside the egg?



Important people



Mary Anning



Palaeontologist

Vocabulary

fossil	Fossils are the remains or traces of plants and animals that lived long ago. Fossils give scientists clues about the past.
Jurassic	A time in history when dinosaurs were around.
prehistoric	Time before written history
species	Animals who look different but are the same type.
extinct	Animals are no longer living. Dinosaurs became extinct millions of years ago.
habitat	Where an animal lives.
diet	What an animal eats.
carnivore	Animal that eats meat only.
herbivore	Animal that eats plants only.
omnivore	Animal that eats both meat and plants.
volcano	An opening in the Earth's surface, usually found in a mountain, where gas, hot magma and ash escape.

Dinosaurs




tyrannosaurus rex



apatosaurus



iguanodon



plesiosaur




triceratops



ichthyosaur



velocirapto



pterodactyl


Year 1&2 - Summer 1



Let's quiz



Year 1&2 - Summer 1



'Let's quiz' is an exciting game we have launched for the children. At the end of every topic they will take part in a fun quiz all about what they have learnt over the half-term. You can help your child to succeed and remember what they have learnt by talking about the questions together at home.

Research says that when children repeatedly return to previously learnt information, they are more likely to '**Know and Remember More**' in the long term.

1. Name the 4 countries of the United Kingdom.
2. Give an example of an expanded noun phrase to describe a dinosaur.
3. What is the red hot liquid called that pours out of a volcano?
4. What is Mary Anning famous for?
5. What is the name for someone that studies dinosaurs?
6. What religion has a holy book called the Quran?
7. What are the features of a non-chronological report?
8. Are all dinosaurs carnivores?
9. How can you paint a monochromatic painting?
10. What fraction is $\frac{1}{2}$ equal to?