

# What's Outside?



Wow starter!  
Finding  
caterpillar eggs  
in the garden



Focus on PSE and Science;  
Spring, mini beasts, healthy  
eating.

# Key Questions

→ I will talk about what I see, using a wide vocabulary.

What can you see?  
How will it change?

Which fruit and vegetables do you like?

What do we think is outside?  
Where will we find minibeasts?



What do we need to grow and be healthy?

How do we look after ourselves?  
Other living things?

Can we find other insects?



How are they the same? How are they different?

# Nursery Spring 2 Resource Hub


Fiction

Non-Fiction

<https://youtu.be/yJslnPJpOdc>




<https://youtu.be/bqexjovcaRg>



<https://youtu.be/rbRL8J-t0nU>

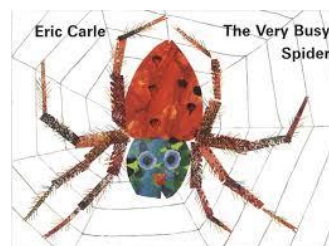

Core Texts



<https://youtu.be/75NQK-Sm1YY>



<https://youtu.be/YdiGEjz5b0Q>



<https://youtu.be/6BaMxFVvYm0>



Multi- media

Blippi – Fruit and Vegetables <https://www.youtube.com/watch?v=9q2FUkXBc5M>

Caterpillars change to butterflies

<https://www.youtube.com/watch?v=19FkODzLx9Y>

BBC Adventure Cbeebies

<https://youtu.be/a75Jqde8k1I>

Rhymes and Songs

'A Caterpillar's Very Crawlly'

<https://youtu.be/1MxjGNA1igE>

'Two Little Dicky Birds'...(butterflies, caterpillars)

<https://youtu.be/apIwz06C5DY>

'Incy Wincy Spider'

<https://youtu.be/5HywK3l5GXQ?si=XT->


[oaVXIbEp1DChn](https://youtu.be/5HywK3l5GXQ?si=XT-)

Butterfly colour song


<https://youtu.be/Tl4rxxiJ2Js?si=RGLNHnoYT2cMU6KY>



## Topic Specific Vocabulary

egg		caterpillar	
butterfly		cocoon	
chrysalis		daffodil	
hatch			

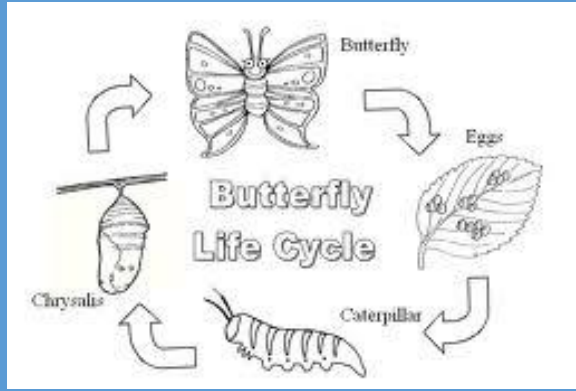
## Fruit and Vegetables

 apple	 grapes	 pear	 banana
 plum	 orange	 strawberry	 kiwi
 tomato	 celery	 carrot	 onion
 cabbage	 sweet potato	 green beans	 peas



# What's Outside?

## Knowledge Mat

Nursery Spring 2



Eric Carle



- I know that a caterpillar hatches from an egg and grows and changes to become a butterfly.
- I can talk about the differences between materials and changes I notice.
- I can talk about what I see, using a wide vocabulary. I can name fruit and vegetables.
- I can talk about the differences between people.
- I can find and name mini-beasts
- I know the oak tree is home to lots of different animals and mini beasts.
- I know that there are different countries in the world and will talk about the differences I have experienced or seen in photos.

England  
Wales  
Ireland  
Scotland



Dear Parents and carers,  
Here is our topic for this half term. Please also see the Creative Homework sheet for ideas about supporting your child's Learning Journey. Have Fun!

### Wow Event/Hook

Finding little white eggs under a leaf

### Topic Outcome

We hope to hatch caterpillars from eggs and watch as they change and grow into butterflies.

We will be looking at fruit and vegetables too, looking at what's inside. We will be learning that we need to eat lots of different fruit and vegetables.

### As Readers we will:

- Read the story of The very hungry caterpillar
- Follow the words with our fingers and talking about characters and settings in stories.
- Clap out syllables in words and listening to the sounds we hear in words.
- Listen for words that rhyme and sound nearly the same.

### As Authors we will:

- Hold pencils, paintbrushes, pens using finger and thumb pincer grip.
- Draw circles and lines to make recognizable pictures.
- Begin to write letters from my name.

# Sharing our learning What's Outside?

### Talking Together Focus:

- Talking together about what we see, feel and hear.
- Learn new words so we can talk about fruit, vegetables, caterpillars, butterflies and other insects.
- Share stories together about mini beasts and insects.

### As Scientists we will:

- Look at and draw daffodils, butterfly eggs, caterpillars and other mini beasts.
- Try to find where mini beasts live and what they like to eat
- Cut open fruit and vegetables to find out what is inside!

### As Artists/Designers we will:

- Draw and paint pictures of caterpillars, flowers and butterflies.
- Thread shapes to design and make our own caterpillar necklace.
- Print using fruit and vegetables.

### As Mathematics we will

- Look for and make patterns of shape, colour and size
- Recognise numbers from 0 to 6
- Count small groups of objects by touching and saying a number for each one.

## Nursery –Spring 2

### As researchers we will:

- Find out what caterpillars and butterflies really like to eat.
- Find out which insects can be found around our school

### As a computer expert we will:

- Take photographs using the iPad of insects we find.

### As Musicians we will:

- Listen to sounds that percussion instruments make and describe whether sounds are loud or quiet, fast and slow.

### As PE superstars we will:

- Use the hall to move in different ways.
- Use bikes and other equipment outdoors to use our hands and feet alternately.
- Know to stop moving when an adult says 'stop'
- Know that fruit and vegetables keep us healthy

### As Citizens we will:

- Continue developing positive attitudes about the differences between people.

Every day we play listening games focussed on blending phonemes to hear words and segmenting phonemes to sound talk words. We listen for words that sound 'nearly the same' and clap the syllables in words.



### Week 1

Develop their phonological awareness, so that they can: recognise words with the same initial sound

To hear initial sounds in words

To blend sounds to make short words

*Metal Mickey-using a parrot*

*Cross the River*

*Animal syllables*

### Week 2

Engage in extended conversations about stories, learning new vocabulary.

To name and describe sounds in the environment.

To name and describe instrumental sounds.

*Earwigging*

*Bug in a Rug*

- The Very Hungry Caterpillar.
- Story sack
- Monkey Puzzle

### Week 6

Retrieval Week; initial sounds, new words, syllables and phonemes e, u, r, h, b, f, l

In Word Wise, we will Understand the five key concepts about print:

- print has meaning
- the names of the different parts of a book
- print can have different purposes
- page sequencing
- we read English text from left to right and from top to bottom focus on

### Week 3

Develop their phonological awareness, so that they can: count or clap syllables in a word

Recount, sequencing and prediction

To copy a sequence of body percussion sounds

*Caterpillar Capers*

- Read Oliver's Vegetables
- The Very Quiet Cricket

### Week 4

Develop their phonological awareness, so that they can: count or clap syllables in a word

To hear syllables in words

To keep time with a simple beat

*Move Like a Minibeast*

*Incy Wincy Spider*

- Read Spider, The Very Busy Spider

### Week 5

Develop their phonological awareness, so that they can: recognise words with the same initial sound

To hear initial sounds in words.

*Spiders Web*

*Playdough Bugs*

- Read The Golden Egg

## Writing Features

- Use a comfortable grip with good control when holding pens and pencils.  
Show a preference for a dominant hand

Use some of their print and letter knowledge in their early writing.

Write some letters accurately

**Audience and Purpose:**  
Recording observations of caterpillar eggs, mini-beasts and butterfly hatching

Draw circles and lines.

Write some or all of their name

Drawing caterpillar eggs. Careful colouring Welsh flag.

Writing names for Mother's Day cards. Drawing daffodils.

Drawing and labelling fruit and vegetables. Careful colouring Irish flag.

Drawing and labelling spiders and snails.

Drawing caterpillars and butterflies. Writing name for Easter cards.

# Challenge Time

1. Finding eggs under a leaf...observational drawing. Link to The Very Hungry Caterpillar.  
Focus on Wales linked to St David's Day.  
Listen to harp Music.

<https://youtu.be/vS1XS0lWDh8>  
[https://youtu.be/\\_WJj1eui5IU](https://youtu.be/_WJj1eui5IU)

2. Focus on reading linked to World Book Day. Favourite stories, promoting the Reading Rainbow.  
Life cycle of a butterfly.

3. Cutting open and observing fruits and vegetables. Talk about seeds and how vegetables grow.  
Fruit and vegetable shop role play.  
Making repeated patterns with fruit and vegetables.  
Slow/fast and loud/quiet sounds.  
<https://youtu.be/HgGAzBDE454>  
Ebug programme.  
**Science Week**

4. Listening and dancing to Irish Music  
Painting, drawing and printing and weaving caterpillars.  
Jackson Pollock painting-Butterfly symmetry.  
Finding and naming mini-beasts on and around the oak tree  
Mini beast hunt around school grounds.

6. Making moving head for butterfly, grass for caterpillar for Easter cards.  
The Easter story.

5. Making a bug hotel.  
Caterpillars and butterflies hatching and growing.  
Litter campaign.

6. Enjoying Easter themed stories and Easter craft.  
Developing scissor skills.  
Spring Watch walk around school.





# Let's quiz



Nursery  
Spring 2



'Let's quiz' is an exciting game that we play with the children.

At the end of every topic they will take part in a fun quiz all about what they have learnt over the half-term. You can help your child to succeed and remember what they have learnt by talking about the questions together at home.

Research says that when children repeatedly return to previously learnt information, they are more likely to **'Know and Remember More'** in the long term.



1. Who celebrates St David's Day?
2. Can you name two living things that come from eggs?
3. Can you name three different fruits?
4. Can you name three different vegetables?
5. Where do minibeasts live?

6. Can you name five different minibeasts?
7. Tell me about the lifecycle of a butterfly?
8. Can you tell me which foods are unhealthy?
9. Can you name this flower?
10. Can you tell me about our school rules?

