

Year 1 and Year 2  
Summer 1 2024

Where in the universe would you like to travel?

An alien  
wonder box  
has been  
found in  
school!





# Where in the universe would you like to travel?

Where do aliens come from?

Are aliens friendly?

What are spaceships made from?

What do you think aliens eat?

Who is Neil Armstrong?

How could you create your own planet?

Can you find out the names of some of the planets?

Can you read alien words?










# Year 1 and Year 2 Summer 1 2024 Resource Hub

Fiction

Non-Fiction



Core Texts



Watch the first person land on the moon:

<https://www.youtube.com/watch?v=CbTaDOuSePk>



Multi-media

<https://www.dkfindout.com/uk/space/>



Rhymes and Songs

<https://www.twinkl.co.uk/resource/t-t-26821-space-themed-songs-and-rhymes-resource-pack>

I can be inspired by famous artists.


I know about Neil Armstrong and other people in history with international achievements.

I can name some famous landmarks of the UK.

Where in the universe would you like to travel?



Beatrix Millhazes and Rob Biddulph



Artist-sculptures and illustrators

London is the Capital city of the UK



Big Ben is the famous bell in London.



Earth



Tim Peake



Neil Armstrong

Famous people



Helen Sharman



Aliens are fictional beings from another world.

Vocabulary	
<b>Astronaut</b>	The name of the people who go into space, they have to train for a long time before they are ready.
<b>Rocket</b>	A form of transport astronauts use to travel to the moon.
<b>Space suit</b>	The special clothing astronauts wear to protect themselves in space. There is no air on the moon so it helps them to breath.
<b>Gravity</b>	Is the force that keeps everything on the ground.
<b>Earth</b>	The planet where we live.

Apollo 11 is the name of the first Lunar Landings that took place in July 1969.



The Moon

Important event

Watch the first person land on the moon:

<https://www.youtube.com/watch?v=CbTaDOuSePk>



use well-chosen adjectives to add detail.

Sentences with exclamation marks.

Use adjectives to describe

Use conjunctions to connect ideas.

re-read my writing to check it makes sense.

Finger spaces

**Audience and Purpose:**  
Write a story about aliens visiting England.

join sentences with connectives including using 'and'

Sentences with capital letters .

Make the reader learn about some landmarks.

Use topic vocabulary

use nouns and pronouns for variety.

write, review and improve.

suggest words or phrases appropriate to the topic being discussed.

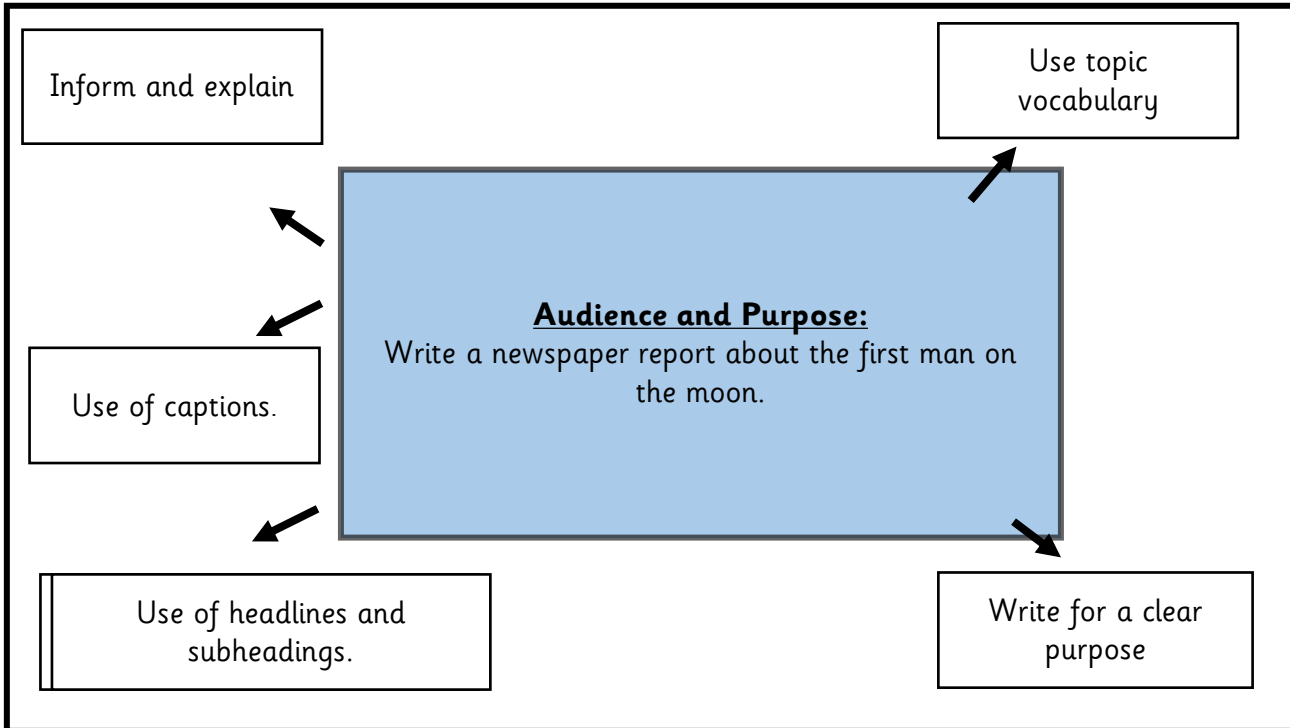

use subject specific vocabulary to explain and describe.

Use the correct graphemes to write alien words.

use full stops to demarcate sentences



Year 1 - Writing Features – Non- Fiction



Use bullet points

finger spaces

Time connectives

'and' to join two sentences.

pictures/  
diagrams with  
description

Understand and write facts.

pictures/  
diagrams with  
labels

Co-ordinating conjunctions

adjectives

nouns

Past tense

# Writing Features

Year 2  
Summer Term

Segment spoken words into phonemes and represent these by graphemes, spelling some words correctly and making phonetically plausible attempt at others.

I can spell longer words using suffixes such as ment, ness, ful, less, ly.

Make simple additions and changes after proof reading

use subheadings

I can evaluate my writing independently, with peers and with an adult by making simple additions and corrections.


write effectively and coherently for different purposes

Make links to real life


I can spell common exception words.

be clear and understand

**Audience and Purpose:**  
**To hook the reader**  
 Write a story about aliens visiting England  
 Write a newspaper report about the first man on the moon



I can use expanded noun phrases to describe, expand and specify.



develop stamina for writing by writing for different purposes.

I can use capital letters for the personal pronoun I and for proper nouns.

Be interested

I can use the diagonal and horizontal strokes needed to join letters..

Inform / explain



I can use spacing between words.

I can use subordination (when, if, that or because)

I can form capital letters and digits of the correct size, orientation and relationship to one another and to lower case letters.

I can write simple, coherent narratives about personal experiences and those of others.

Yellow = WTS

Green = EXS

Purple = GDS

Use exclamation and question marks to demarcate sentences

I can use present and past tenses correctly and consistently.



### Week 1

Hook: watch clip of space ship crashing on school field.

- Alien crash landing – find some alien passports. Generate adjectives to describe the aliens pictures.
- Shared reading of the story up to the page with our alien friend.
- Receive a letter from Nogel the alien – write a description of him using your human words.
- Write questions to ask Nogel about alien school. Don't forget to tell him about our school.
- Handwriting

### Week 3

Talk for writing- plan and write a story all about Nogel coming to visit our school to learn about England. What landmarks did he see? What did he learn?

## Summer Term 1 In English, we will be writing...

### Week 5

- Modelled reading of the end of the story. Create whole class text map innovating the story and model write how to use it.
- Create their own text map using their own ideas and using a new alien character.
- Shared reading – Alien poems.

### Week 2

- St. Georges Day- shared reading.
- Modelled reading of the story up to the page with the canteen. Using adjectives think of food starting with same first letter- alliteration.
- Write your own alien menu.
- Add speech bubbles for the characters.
- Shared reading – alien poems
- Handwriting

### Week 4

- Watch lunar landing video clip – Create class word bank of space words
- Look at lunar landing newspaper articles. Explore basic features of a newspaper. Create own simple newspaper article.
- Handwriting
- Revisit Shared reading- Alien poems. Write your own Alien inspired poem.

### Week 6

- Shared reading – alien poems part 2
- Design a book cover, looking at the features of a book cover.
- Create a story book using the innovated text map.
- Handwriting




# We are creative

Make an alien planet using art and DT materials to add to the class art instillation.

Use a computer programme to create a space picture using your drawing skills.

Design and build a rocket.



Follow tutorials by [Rob Biddulph](#) (illustrator) using a variety of lines to draw aliens.

-Use shape to create abstract art space picture like [Beatriz Milhazes](#)



Design a control room for a space ship. Label what each area is used for.

# Let's quiz



'Let's quiz' is an exciting new game we have launched for the children.

At the end of every topic they will take part in a fun quiz all about what they have learnt over the half-term. You can help your child to succeed and remember what they have learnt by talking about the questions together at home.


Research says that when children repeatedly return to previously learnt information, they are more likely to **'Know and Remember More'** in the long term.

- Who took one small step for man on the moon?
- What planet do we live on?
- What is orbiting earth?
- Was it 1 year, 12 years or 55 years ago the first man landed on the moon?
- Was it Apollo 1, 11, or 21 that first landed on the moon?
- Who is the most recent English astronaut to go to space?
- What did Neil Armstrong say when he stepped onto the moon:

This is bumpy!

One small step for man, one giant leap for mankind.

I can see earth from here?



- What landmarks would I find in London?
- What did Beatrix Millhazes use in her sculptures?
- Name an illustrator for children's book who has helped us to draw?