

Year 1

How does your garden grow?



Receive a
packet of seeds
for children in
school to
plant.

End of topic
celebration –
visit to
Chaddesden
woods

How does your garden grow?

Why do we need plants?

What do plants need to grow?

What does a gardener do?

What plants are growing in our school and local area?

Where do seeds come from?

How many types of tree are there around our school?


How could you create your own garden?

Do plants only grow in Spring and Summer?



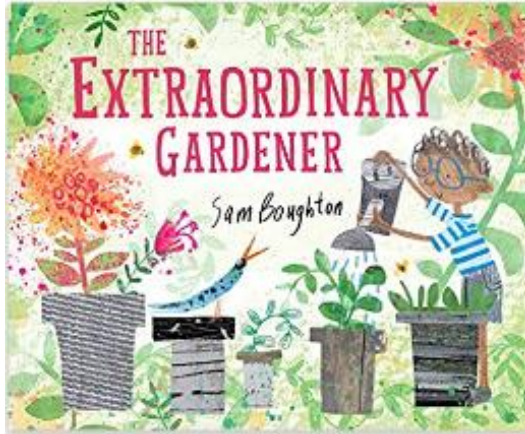


Resource Hub

Fiction







Core Texts



Multi-media

Cbeebies- Maddie, the plants and you.



Explorify



Rhymes and Songs

Singing- Pretty Trees all around the world.

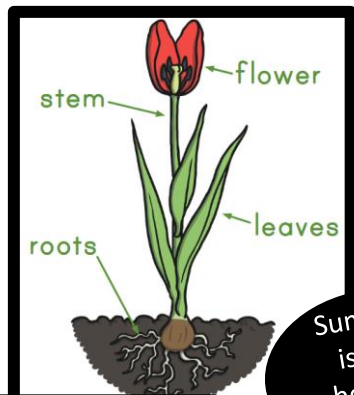
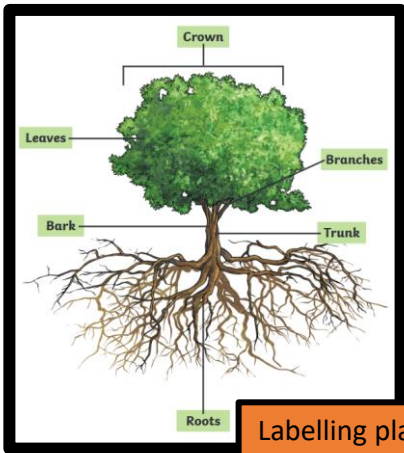
<https://www.youtube.com/watch?v=s057hvCJOJk>

I can name the UK's four seasons.

I know the names of some common plants and trees in the UK.

I can name and describe the parts of flowering plants and trees.

How does your garden grow?



Labelling plants and trees

The 4 countries of the UK



Summer is the hottest season.



Daffodils



Snowdrop



Crocuses

Trees provide shelter, warmth, food and safe places to hide and to look after offspring.



Ferns



Stinging nettle

Common plants and trees found in the UK



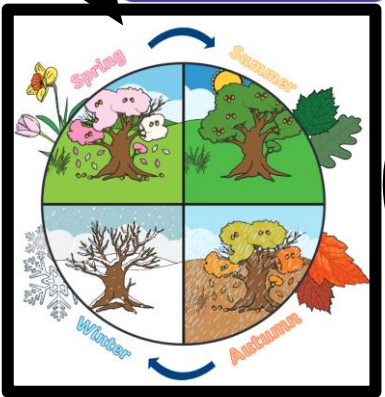
oak



horse chestnut

maps

Soil is made from decayed plants and animals and broken up rock and minerals.



Vocabulary	
Seed	Is the part of a seed plant that can grow into a plant.
Evergreen	A tree that keeps green leaves all year.
Deciduous	A tree that loses its leaves each year.
Scent	The smell of something.
Stem	The stalk of the plant that develops buds and shoots.



conifer



willow

Writing Features – Non- Fiction

Yellow = WTS

leave spaces
between words.



Use 'and' to join two sentences.

Time connectives

begin to write coherently
for different purposes.

Audience and Purpose:
Write a set of instructions for Joe about how to plant and look after his seed.

spell some
common
exception
words.

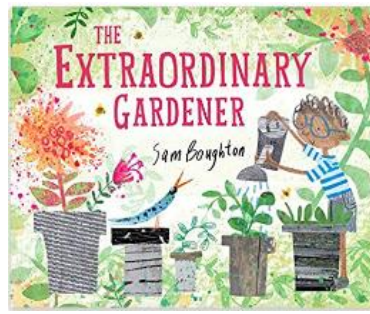
Inform Joe how to
plant and look after
his seeds –
instructions and
letter.

form some lowercase letters and
some capital letters in the correct
direction, starting and finishing in
the right place.

segment spoken words into phonemes
and represent these by graphemes,
spelling many words in a phonetically
plausible way..

sometimes use past,
present and future tense
accurately in my writing.

Writing Features – Fiction



Yellow = WTS

Green = GDS

use suffixes – ing, ed, er, est where no change is needed in the spelling of root words.

use 'and' to join ideas within a sentence

leave spaces between words.

Use adjectives to describe

Use a vocabulary bank to help me use interesting words and adjectives

read my writing aloud so it can be heard by others and check it makes sense

use a capital letter for the start of a sentence..

Audience and Purpose:
Write a review/report of Joe's garden party describing his garden.

Make the reader want to visit Joe's garden.

begin to write coherently for different purposes.

use the personal pronoun 'I'.

spell some common exception words.

say a sentence aloud before writing it down.

segment spoken words into phonemes and represent these by graphemes, spelling many words in a phonetically plausible way..

begin to use other punctuation such as exclamation and question marks.

1. Read and create poetry to describe plants.

A plant hunt.

Shared reading – The extraordinary gardener.

2. A letter telling Joe how to **look after** his seed. Time connectives and vocabulary

- Gather vocabulary
- Write letter (2 days)
- Celebrate books and reading for pleasure on World book day.

Spring Term 2

In English, we will be writing...

3. A labelled picture of a tree and flower for Joe with descriptive sentences about what they might look, feel and smell like.

4. A review/report of Joe's garden display.

5. Easter Story.

We are creative

Make a garden using art and DT materials.

Sketch a plant

Build a flower or a tree.

Make a moving Easter card.

Learning about the primary and secondary colours.

Design a garden shed.

Plan a garden.

Let's quiz



'Let's quiz' is an exciting new game we have launched for the children.

At the end of every topic they will take part in a fun quiz all about what they have learnt over the half-term. You can help your child to succeed and remember what they have learnt by talking about the questions together at home.

Research says that when children repeatedly return to previously learnt information, they are more likely to **'Know and Remember More'** in the long term.

- How many trees can you name?
- If you went for a walk in Summer what would you see/smell/hear?
- If you took away sunlight what would happen?
- Who might you see in a church?
- What is your favourite plant and/or tree? Why?
- Who is the extraordinary gardener?
- What do you need to make your garden grow?
- Can you name the types of tree that keep green leaves all year?
- What would I use to measure the length of a tree or a plant?
- What plants might you see when we walk around school?