The background of the slide is a reproduction of Vincent van Gogh's painting 'The Starry Night'. It features a dark, swirling night sky with a bright yellow crescent moon and several glowing stars. In the foreground, there are dark, jagged cypresses on the left and a small village with a church spire in the distance.

Night and Day

NURSERY AUTUMN 2

Wow Starter!

Vincent van Gogh's Starry Night Picture

What can you see?

What can you see?



What's in the sky?



What can you see/hear/smell in the day?



I wonder what animals do at night?

How can we stay safe in the dark?

What do you do at night?

What can you see/hear/smell and touch at night?

What can you see?



Topic Specific Vocabulary

day	swooping			
night	hunting			
moon	nocturnal			
sun	reflective			
evergreen	wood			
fox	badger	owl	hedgehog	bat

Night and Day Knowledge Mat



Sticky Knowledge

- I know that I need to sleep, eat and wash myself to stay healthy.
- I know that some animals are nocturnal; they sleep through the day and hunt or find food at night.
- I know the food that some animals eat.
- I know some animals that live in the wild near me.
- I know there are different types of plants and trees. I can identify a holly and ivy plant.
- I know where the oak tree is at school.
- I know some trees stay green all year and some trees lose their leaves in Winter .

British nocturnal animals



Vincent Van Gogh's Starry Night















Vincent Van Gogh's favourite colour was yellow.

Local plants and trees

pine tree
ivy
pine cone
holly
oak tree



Night and Day Quality Texts



1. Look at and talk about Van Gogh's Starry Night Picture. Record the children's thinking about night/dark. Read Shark in the Dark. Compare what we do at night and in day. Peace at Last and The Very Noisy Night-Bedtime routine.

2. Read 'Where's My Teddy', 'The Bear and the Scary Night'. 'Cant You Sleep little Bear?' and 'Goodnight Moon' Talk about the setting. Is it night or day? Talk about our own teddies. Link to Pudsy and bedtime routine

3. Read 'Owl Babies', 'Oliver's Wood' and 'It Was a Dark, Cold Night' and 'Hoot Owl' discuss feelings of being alone or in the dark. Find out about animals which come out at night.

Every week in our 'Special Writing' books we will practise our pencil grip and make marks from left to right, up and down and drawing circles and write our name. Weekly dough disco.

In Word Wise, we will focus on listening for syllables in words, initial sounds and rhyme. We will also listen to environmental sounds



4. Read 'Here Comes the Sun', 'I am a Bat' and 'Bat Loves the Night'.
Talk about morning routines

5. Read 'The Foggy Foggy Forest' and make a map of our walk to the woods.

6. Re-tell the Nativity Story using puppets
Writing Christmas cards
Christmas vocabulary

7. Follow instructions to make Christmas Decoration. Using vocabulary ivy, holly, fir cone, pine leaves

Challenge Time

1. Exploring light and dark colours using paint and chalk to create night time pictures. Drawing of their bedroom.

2. Sequence bedtime routine of getting undressed, washing and cleaning teeth. Role play bedtime routines. Draw their own teddy.

3. Finding out about 'nocturnal' creatures. Read fiction and non-fiction books. Use the internet. Draw pictures of owls

4. Sequence morning routine. Role play morning routines. Find out about bats. Draw pictures of bats

5. Exploring the woods. Finding ivy, oak and holly. Exploring 'evergreen' plants and trees. Make a map of our walk

6. Re-tell the Christmas Story. Record using a story frame.

7. Make a candle decoration using foliage. Use the correct names for foliage. Continue to record the Christmas Story

1. Cutting and painting skills to make firework pictures.



We are Creative!



2. Make a night time picture like Van Gogh



3. Nocturnal animal pictures – observational drawing from photographs and books
Collage, feathers.
Make a deer hat.



4. Pictures of bats. Making a bat using handprints. Make a stocking candy cane linked to teeth cleaning for Christmas video



5. Leaf prints and pictures.
Making a family tree.
Decorating nursery tree.



6. Make a Christmas table arrangement.



7. Making Santa Christmas card and paper plate angel



Dear Parents and Carers,
Here is our topic for this half term. Please also see weekly note in your child's reading diary for ideas about supporting your child's learning journey. Have Fun!

Wow Event/Hook

- Looking at Vincent van Gogh's Starry Night Picture
- [Wow finisher](#)
- * Trip to the Woods

As Readers we will:

- Share stories with an adult
- Point to the words as an adult reads.
- Talk about the characters in the books we read and think about where the setting of the story is.
- Predict what might happen next
- Join in with words in books we know well

As Writers we will:

- Practise holding pencils and paintbrushes using a pincer grip
- Cross our arms over to hold hands with our friends. This will our both sides of our brain work together to make getting dressed, going to the toilet and writing easier.
- Make marks from left to right, up and down and round and round.
- Draw pictures of people with body, legs, arms and a head

As Technology Superstars we will:

- Understand that we can find out information from the internet
- Use simple electronic toys

By learning about the world we will:

- Talk about special times or events spent with our friends or family such as Bonfire Night, Christmas and Birthdays
- Talk about daily morning and night time routines and know the importance of eating breakfast, cleaning our teeth and having a bedtime story every night.

Day and Night

NURSERY LEARNING CHALLENGE QUESTION

What can you see?



As Mathematicians we will:

- Match numbers to objects
- Know our numbers to 5
- Know that numbers go beyond 10
- Look at 2d and 3d shapes
- Talk about and compare the size of objects

As Artists/Designers we will:

- Learn new songs and experiment with making sounds/music
- Learn about famous artists and talk about the colours and shapes in famous paintings.
- Use a wide variety of construction materials
- Experiment using a variety of creative material

Autumn 2 – 2023

As communicators we will:

- Join in with rhymes and stories
- Follow instructions
- Listen carefully to others
- Understand prepositions; under, on top, behind e
- Develop our vocabulary
- Use talk to clarify our thinking, feelings and events

As PE Superstars we will:

- Pedal a trike
- Jump with both feet together
- Balance on one leg
- Walk up stairs with one foot on each step
- Move around on different parts of our bodies

As PSHE Superstars we will:

- Talk to others
- Be a kind friend, using 'kind hands, kind words, kind feet'
- Follow our school behaviour values
- Follow our school learning values
- Be able to take turns and share




Talk, sing and read with your child every day!
Children who read everyday do better at school than children who don't read everyday.





Let's quiz



'Let's quiz' is an exciting game that we play with the children. At the end of every topic they will take part in a fun quiz all about what they have learnt over the half-term. You can help your child to succeed and remember what they have learnt by talking about the questions together at home.

Research says that when children repeatedly return to previously learnt information, they are more likely to '**Know and Remember More**' in the long term.

1. How do we know that is night time?
2. How do we know that it is daytime?
3. What is an artist?
4. Can you sing 3 nursery rhymes or songs?
5. Can you point to the acorn, holly and ivy?



6. What are our 5 carpet skills?
7. What does 'nocturnal' mean?
8. Can you tell me your night time routine?
9. Can you tell me your morning routine?
10. Can you tell me the names of the children in your group?

