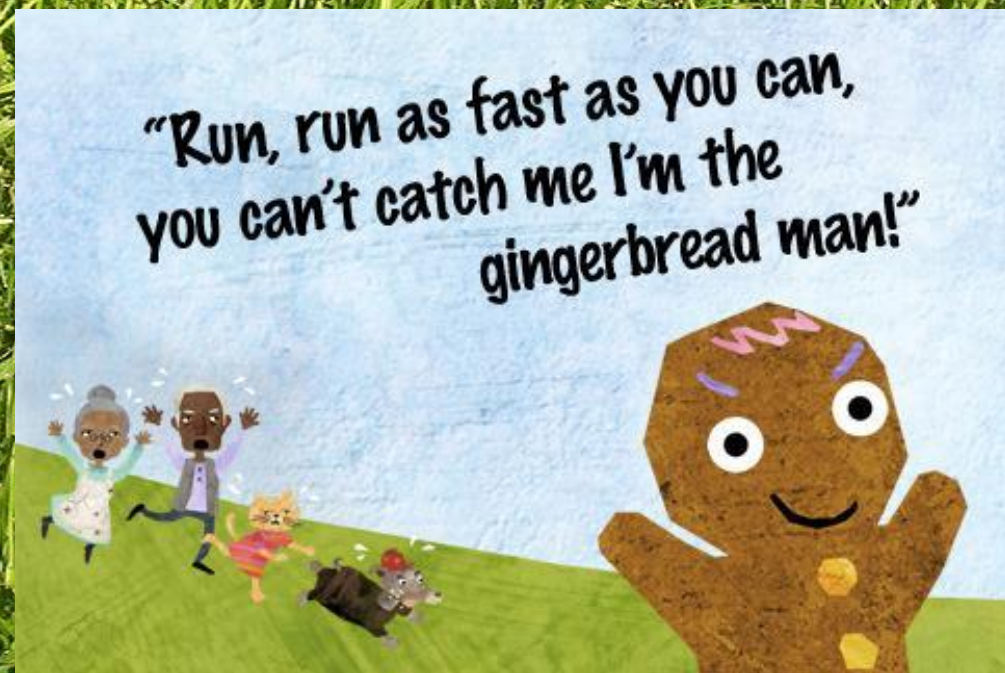


Catch Me If You Can!

Nursery
Summer 2

Wow Starter!
A letter from the baker

Where are you?



Where is Derby?
Can we find
Chaddesden on
the map?



Where is The
Gingerbread Man
hiding in school?

Where is our
school?
Can we find these
trees and plants
around school?



Where are you?
Finding our
friends hiding
around school.

Where is Bird's the
bakery?






Where will we be
moving on to
after Summer?
Where is our new
classroom? Who
are the people in
our new
classroom.





Which shops do you
go to?
Which way do you
walk to school?

Can you find...?


Quality Texts





Music



Litter theme



Chasing themed texts



Geographical features texts

Topic Specific Vocabulary

Understanding the World

People and Communities

hot, cold, frozen, melt
solid, liquid, soft, hard, bake, dissolve, float, sink

cave, bridge, pond, river, street, shop, lake, path, woods
Chaddesden, Derby, map



Catch Me if You Can? Knowledge Mat



Sticky Knowledge

- I know how to make a gingerbread man
- I know that materials change when they are made cold or hot
- I know I live in Chaddesden
- I know Chaddesden is in Derby
- I know which animals live in Chaddesden Park woods.
- I can name features in Chaddesden Park
- I know that I must not drop litter
- I know how to make a picture by printing with shapes



Gaudi – Mosaic - Spain



Paul Klee The Castle and the Sun



Dear Parents and Carers,
Here is our topic for this half term. Please also see weekly note in your child's reading diary for ideas about supporting your child's learning journey. Have Fun!

Wow Event/Hook

- Finding a letter from Mr Bun the baker who is asking us to find his runaway gingerbread man!
- **Wow finisher**
- * Baking our own gingerbread man and making an escape proof container to bring him home in.

As Readers we will:

- Share stories with an adult.
- Point to the words as an adult reads.
- Talk about the characters in the books we read and think about where the setting of the story is.
- Predict what might happen next.
- Re-tell the story of The Gingerbread Man.
- Visit and join the library.

As Writers we will:

- Practise holding pencils and paintbrushes using a pincer grip.
- Cross our arms over to hold hands with our friends. This will our both sides of our brain work together to make getting dressed, going to the toilet and writing easier.
- Draw pictures of people with body, legs, arms and a head.
- Write our names everyday.

As Technology Superstars we will:

- Understand that we can find out information from the internet such as a gingerbread recipe.
- Follow a simple map.

By learning about the world we will:

- Talk about where Derby is on a map of the UK. Talk about where we live and look at where Chaddesden is on a map.
- Talk about places around our school both indoors and outdoors and know our school is in Chaddesden.
- Talk about the rules we need to follow to look after our school and local environment and how we can keep safe.
- Talk about Bird's the bakery and know what a baker does.
- Talk about Katherine's café and pretend play cafes.
- Know where their new reception class will be and be able to find key features in their new classroom..
- Know which adults will help them when they move to reception.

Catch me if you can!

NURSERY LEARNING CHALLENGE QUESTION

Where are you?

As Mathematicians we will:

- Match numbers to objects.
- Know our numbers to 6 and begin to write them.
- Know that numbers go beyond 6.
- Look at 2 and 3 dimensional shapes.
- Talk about and compare the size of objects.

As Artists/Designers we will:

Make pictures of the gingerbread man.
Design and build the Gingerbread Man a house.
Make a gingerbread man and a container to put him in.
Make a picnic to share with our friends.

Summer 2 2023

As communicators we will:

- Join in with rhymes and stories.
- Follow instructions.
- Listen carefully to others.
- Understand prepositions; under, on top, behind.
- Develop our vocabulary.
- Use talk to clarify our thinking, feelings and events.

As PE Superstars we will:

- Pedal a trike.
- Jump with both feet together.
- Balance on one leg.
- Move around on different parts of our bodies.

As PSHE Superstars we will:

- Talk to others.
- Be a kind friend, using 'kind hands, kind words, kind feet'.
- Follow our school behaviour values.
- Follow our school learning values.
- Be able to take turns and share.
- Know which foods are healthy.

Talk, sing and read with your child every day!
Children who read everyday do better at school than children who don't.



1. Listening games linked to music – copying sequences of sounds

2. Wow starter! Letter from the baker at Bird's Bakery about an escaped gingerbread man. Read The Gingerbread Man. Vocabulary linked to story and baking. Re-telling and recording the story using a story map. Drawing a gingerbread man and simple sentence.

3. Re-tell The Gingerbread Man within the context of Chaddesden and the brook at Chaddesden Park. Read The Foggy, Foggy Forest.

Every week in our have a go books we will practise writing our names, drawing circles and lines and making recognisable pictures, letter and number shapes

In Word Wise, we will focus on hearing beginning, middle and end sounds in words



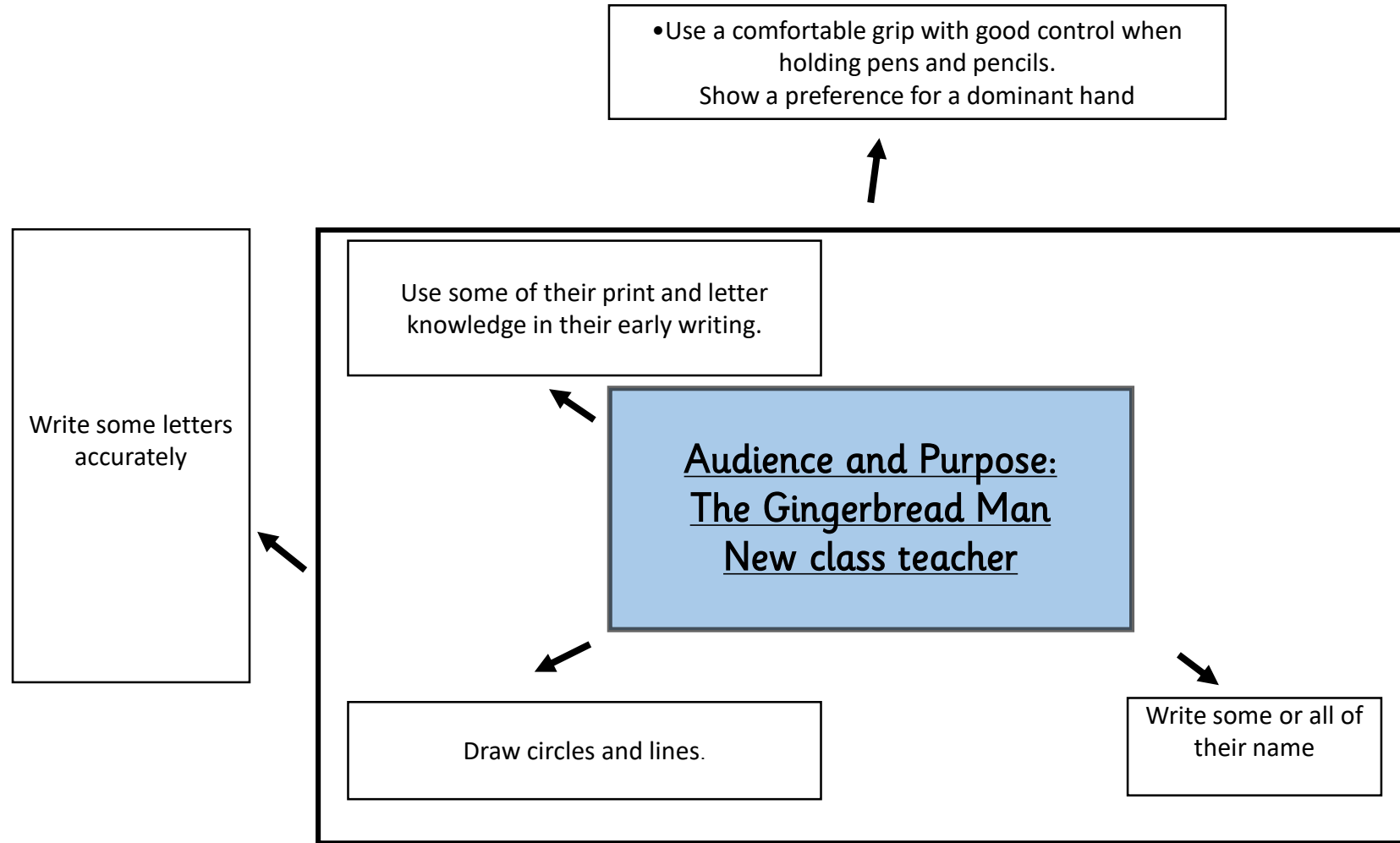
4. Following recipe to make a gingerbread man. Using photo in their book to draw and write about what they did.
CVC segmenting

5. Reading 'The Runaway Pancake'. Linking the two stories with a chasing themes. Exploring other stories with a chasing theme.

6. Read Where are you Spot? Vocabulary to describe position. Flap book of children in their new classroom. Drawing for their new class teacher.

7. Talking about setting and matching settings to the stories we have read. Link to visit to Chaddesden Woods. Drawing maps and story maps.
CVC segmenting

Writing Features



Every week in our Best Writing Books we will practise writing our names, drawing circles and lines and making recognisable pictures, letter and number shapes

Challenge Time

1. Creative focus; learning about the work of artist Paul Klee. Naming and using shapes and colours to make pictures.
Singing, dancing and listening skills.

2. What does a baker do? Where is Derby? Look at map of Chaddesden and locate the bakery. Hunt for The Gingerbread Man around school. Treasure Hunt around school. Drawing map of school. Mark important places. Finding where our new classroom will be.

5. People who will help us in school. Adults who help us around school.
Litter picking and stories.

6. Competing in Sports Day.
Creating flap book of children hiding in their new classes linked to 'Where are you Spot?'

3. Hunt for the Gingerbread Man. Power Point of TGBM in and around Chaddesden. Can we recognise the places? Can we find the drive way? Hedgerow? Trees? Shops? Visit Chaddesden Park and library.

4. Making our own picnic and gingerbread man. Picnic with new class friends. Designing an escape proof bag/picnic carrier. Exploring floating and sinking linked to water safety and dunking experiment.

7. Creating maps of school and Chaddesden. Identifying and naming local features.
Link to stories with similar settings.

I am a Baker

Make your own pretend bakery at home by making salt dough cakes and buns.



I am Designer

Design and make a house for your Gingerbread Man



I am Geographer and a Storyteller

Make a story map of 'The Gingerbread Man'. Can you make a map of where he ran? Who did he see?

Dear Parents and carers,

This term we are learning all about The Gingerbread Man. Please support your child in choosing *at least one* project to complete. If you would like to do more, that would be great! We are also continuing to support 52 things to do before you're 5!

<https://www.derby.gov.uk/news/2022/december/52-things-to-do-before-youre-5/>

We would love you to share your child's home learning. Please send photos to nursery@cavclosei.derby.sch.uk If you have any questions, please ask a member of the nursery team. Thank you for your support.

I am an Artist

Make a gingerbread man picture using collage or paint



I am a Mathematician

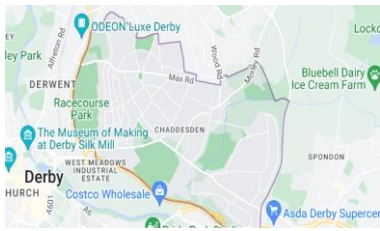
Bake your own gingerbread man.



I am a Designer

Design and make an escape proof carrier for your gingerbread man





Let's quiz



'Let's quiz' is an exciting new game we have launched for the children. At the end of every topic they will take part in a fun quiz all about what they have learnt over the half-term. You can help your child to succeed and remember what they have learnt by talking about the questions together at home.

Research says that when children repeatedly return to previously learnt information, they are more likely to '**Know and Remember More**' in the long term.

1. How do you make a gingerbread man?
2. What happens if the gingerbread man falls into the water?
3. Where do you live?
4. What is a map for?
5. Why do people go to a library?



6. Can you name 3 animals that live in Chaddesden woods?
7. Why do we not drop litter?
8. How do we keep safe when around water?
9. Can you name your new class and teachers?
10. Can you name 3 children that are will be in your new class?

