

Adventure

Where would you choose to go on an adventure?



What do
adventurers
look like?



How did
adventurers
travel?

What did
pirates do?



Was Robin
Hood a bad
guy?






What would
you wear
on your
adventure?



Where did
they sleep?



Where would you choose to go
on an adventure?

Fiction





Where would you choose to go on an adventure?

Core Texts



Non-Fiction



Multi-media

<https://www.dkfindout.com/uk/video/history/talk-like-pirate-video/>

<https://www.bbc.co.uk/cbeebies/topics/pirates>

<https://pbskids.org/peg/games/hungry-pirates>



Rhymes and Songs

<https://www.twinkl.co.uk/resource/t-t-252357-pirate-themed-songs-and-rhymes-resource-pack>

Topic Specific Vocabulary

anchor	A heavy object to keep a ship in the same place.
adventure	An exciting and daring experience.
Armada	A fleet of war ships.
bandana	A colourful handkerchief worn on the head.
barrel	A large wooden object to hold liquid.
cannon	A large metal gun on a ship.
cave	An underground chamber in the side of a cliff.
coast	A part of the land that meets the sea.
compass	An instrument to show which direction North, South, East and West is.
crew	A group of people who work on a ship.
crow's nest	The lookout at the top of a ship.
cutlass	A short sword with a curved blade.
eye patch	A patch worn to protect an injured eye.
grog	A pirate's word for drink.
island	A piece of land surrounded by water.
Jolly Roger	A pirates flag with a skull and cross bones on a black background.
landlubbers	Someone who has never sailed on a boat.
rigging	Ropes on a ships mast.
telescope	Used to see into the distance.

Would you like to live next door to a pirate?



Ahoy landlubbers!



Oooo-arr! I'm a scurvy seadog!



Long John Silver

Famous pirates



Anne Bonny



Captain Jack Sparrow

Captain Hook



Blackbeard



Sticky Knowledge

- A robber is someone who steals on the water.
- The pirates flag is called the 'Jolly Roger'.
- Pirates probably didn't really make people walk the plank.
- Pirate Bartholomew Roberts captured more than 400 ships.
- The pirate ship called the 'Speaker' had 50 canons on board..
- Port Royal was a hideout for pirates.

Writing features – story

I can begin to write coherently for different purposes.

I can form most lowercase and capital letters in the correct direction, starting and finishing in the right place.



Effect on the reader:

tell what happened clearly

Audience and Purpose:

Write adventure stories using our imaginations and information we have learnt.

make them think about being a adventurer

give them a picture of the setting and a character.

Character descriptions

Full stops

Pirate/Space/Robin Hood vocabulary

topic nouns

setting adjectives

Finger spaces

Sentences with capital letter and full stop

Beginning, middle, end

I can use a variety of conjunctions (and, but, because).

1.

- Creative Arts week- Stimulus Van Gogh- Picture Boats on the Beach
- Hook: find a pirate chest full of treasure. Read and collect pirate words – topic vocabulary- whole class.
- Create a pirate word bank using words- use colourful semantics. (CIP pictures)
- Write a speech bubbles about the painting.
- I see...
- I can hear...
- I feel...
- If I had a boat I would ...because....
- Handwriting

Summer 2

In English, we will be writing narratives.

We are going to write adventure stories.

2.

- Shared reading - The Pirates Next door (VIPERS)
- Talk boost- what do the pirate characters look like? Character descriptions - nice, friendly, fierce. Create a word bank.
- Using colourful semantics write sentences about pirates eg The ugly pirate jumped over the huge treasure chest. (use CIP wordbank to support)
- Handwriting

3.

- Shared reading - The Pirates Next door (VIPERS)
- Write a prediction for what will happen next in the story. Receive a letter from Tilda asking them to say what will happen to her. Create a class text map of story. Record on whiteboards.
- Write the beginning of Tilda's story using text map.
- Handwriting

4.

- Shared reading - The Pirates Next door (VIPERS)
- Verbally recite and act out the next part of our stories. Write middle part of the story using a text map.
- Complete stories.
- Handwriting.

5.

- Shared reading – Blackbeard (VIPERS)
- Learn about the pirate roles in a crew. Create and write a word bank of jobs.
- Write a speech bubble naming and describing their pirate job.
- Handwriting.

6.

- Shared reading – Pirates love underpants (VIPERS)
- Handwriting.
- Receive a letter from Tilda's mum – learn about the features of non-fiction.
- Receive a letter from Tilda asking about other famous pirates.
- Create a non-fiction book about Pirates.

We are creative

Explore fabrics to make a
peg doll.

I can explore texture to
create a seaside picture
using other artists work to
inspire me.

Build a pirate ship.

Digitally create a pirate
animation using a
computer programme.

Construct a pirate hideout.

Design a treasure map.

Plan a message in a bottle.

Dear Parents and Carers,
Here is our topic for this half term. Please also see the creative homework sheet for ideas about supporting your child's learning journey. Have Fun!

Wow Event/Hook

Find the pirates treasure chest and discover the treasure.

Topic Outcome

*To write an adventure stories using interesting vocabulary!

As Readers we will:

- I know how to apply phonic knowledge and skills as the route to decode words.
- I know how to read aloud accurately books that are consistent with phonic knowledge and that do not require other strategies to work out words.
- I know how to discuss events.
- I know how to join in with stories or poems.
- I know how to discuss the significance of the title and events.

As Writers we will:

- I know how to say my ideas out loud and then record.
- I know how to use adjectives to add detail.
- I know how to use well-chosen adjectives.
- I know how to sit correctly and hold a pencil correctly.
- I know how to form lower and upper -case letters of a consistent size.
- I know how to spell words containing 40+ learned phonemes.
- I know how to leave spaces between words.
- I know how to use the word 'and, but and because' to join words and sentences.
- I know how to use both familiar and new punctuation correctly, including full stops
- I know how to use extended noun phrases to describe and specify (e.g. the blue butterfly)

As RE Superstars we will:

- I know how to describe the main festivals or celebrations of a religion – Harvest Festival.
- I know how to explain how my actions affect others.
- I know how to show an understanding of the term

As Researchers we will:

- I know how to name and locate the world's 5 main oceans.
- I know how to understand that a world map shows all the countries in the world
- I know how to use words and phrases like: old, new and a long time ago.

Pirates

LEARNING CHALLENGE QUESTION

Where would you choose travel on an adventure?



As Artists/Designers we will:

- I know how to cut, roll and coil materials.
- I know how to use different thicknesses of lines.
- I know how to use a range of materials creatively and to design and make products.
- I know how to choose the appropriate resources and tools.
- I know how to make a model stronger.



As Computing Superstars we will:

- I know how to create a series of instructions.
- I know how to plan a journey for a programmable toy.

As Mathematicians we will:

- I know how to count to and across 100, forwards and backwards, beginning with 0 or 1, or from any given number.
- I know how to identify and represent numbers using concrete objects and pictorial representations including the number line, and use the language of: equal to, more than, less than (fewer), most, least.
- I know how to identify one more and one less of a given number.
- I know how to represent and use number bonds and related subtraction facts within 20.
- I know how to read, write and interpret mathematical statements involving addition (+), subtraction (-) and equals (=) signs.
- I know how to represent and use number bonds and related subtraction facts within 20.

Summer 2 – 2022- 2023

As Scientists we will:

- I know how to describe the simple physical properties of a variety of everyday materials including wood, metal, plastic, water, glass and rock.
- I know how to perform simple tests.
- I know how to distinguish between an object and the material from which it is made-.
- I know how to identify and name a variety of everyday materials, including wood, plastic, glass, metal, water, and rock.
- I know how to describe the simple physical properties of a variety of everyday materials

As PE Superstars we will:

- I know how to work on simple tasks by ourselves.
- I know how to follow instructions and practise safely.
- I know how to try several times if at first we don't succeed.
- I know how to ask for help when appropriate.

As Citizens we will:

- I know the importance of mental wellbeing, internet safety and harms, physical health and fitness, healthy eating, facts and risks associated with drugs, alcohol and tobacco, health and prevention, basic first aid, changing body, families and people who care for me, caring friendships, respectful relationships, online relationships, being safe.

As Musicians we will:

- I will listen to a range of live and recorded music.
- I know how to make a sequence of sounds.
- I know how to choose sounds to represent different things.
- I know how to talk about different genres of music and say whether I like or dislike a piece of music.

Dear Parents and carers,

Please support your child in choosing *at least one* project to complete. If you would like to do more, that would be great!

Please email a photograph of your work to year1@cavclosei.derby.sch.uk

If you have any questions, please ask your child's class teacher.

Thank you.

Where would you like to go on an adventure?

Project 3 – Design and build a pirate ship using junk and recycled materials from home.

Project 4 – Write or draw about ten special things you would put into your own treasure chest. Be imaginative!!

Project 6 – Draw or make a colourful parrot. What is its name? Can you describe it?

Project 7 – Create your own pirate song. Perform it to your family. Can you add some actions to fit the words of the song?

Project 1 – Draw a treasure map on square paper with 'X' marking the spot. Can you write directions to the treasure?

Project 2 – Research all about pirates. Write some facts and read them to your family. Take some pictures and share them with the class.



Let's quiz



'Let's quiz' is an exciting new game we have launched for the children.

At the end of every topic they will take part in a fun quiz all about what they have learnt over the half-term. You can help your child to succeed and remember what they have learnt by talking about the questions together at home.

Research says that when children repeatedly return to previously learnt information, they are more likely to '**Know and Remember More**' in the long term.

- Who were the famous pirates?
- Can you name different parts of the ship and what they were used for?
- Describe the features of a treasure map.
- Describe what clothes a pirate might have worn? How is it different to what we wear today.
- Why did pirates use a treasure chest?
- What is a compass? What is it used for?
- Were pirates good or bad? Explain your answer.
- Can you name a famous artist that painted beach pictures?
- What was Vincent Van Gogh famous for?

