

Foundation Stage 2

What is underneath? Summer 1



Go on a mini beast
hunt around the
school grounds.

Where do
mini beasts
live?

Key Questions

What do we
need to
grow a
plant?

Have you
seen any of
these
creatures
before?

What
happens if a
plant doesn't
get what it
needs?

What food
does a mini
beast eat?

Can you talk
about
different
parts of a
plant?






How is a
mini beast's
home
different to
where we
live?

Why do we
have
different
plants?



High Quality Texts



Fiction



Multi-media

Insect soundscape on YouTube
Using the class computers/I pads
to find facts

Core Texts



5 Little Ladybugs

Five little ladybugs sitting on a leaf,
Soaking in the sunshine and the soft, warm breeze.
Along came Mr. Bird, quiet as can be,
And snatched that ladybug off of the leaf!

Four little ladybugs sitting on a leaf...

Three little ladybugs sitting on a leaf...

Two little ladybugs sitting on a leaf...




One little ladybug sitting on a leaf...

No more ladybugs sitting on a leaf!



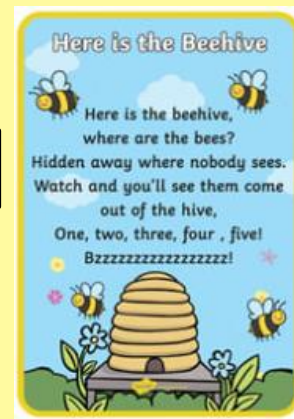
© 2014 teachingmama.org
All rights reserved.

Non-Fiction



Rhymes and Songs

Incy Wincy Spider
The ants go Marching
Little Miss Muffet
Litter Bug



Challenge Time

1. Write a simple caption about our farm visit.

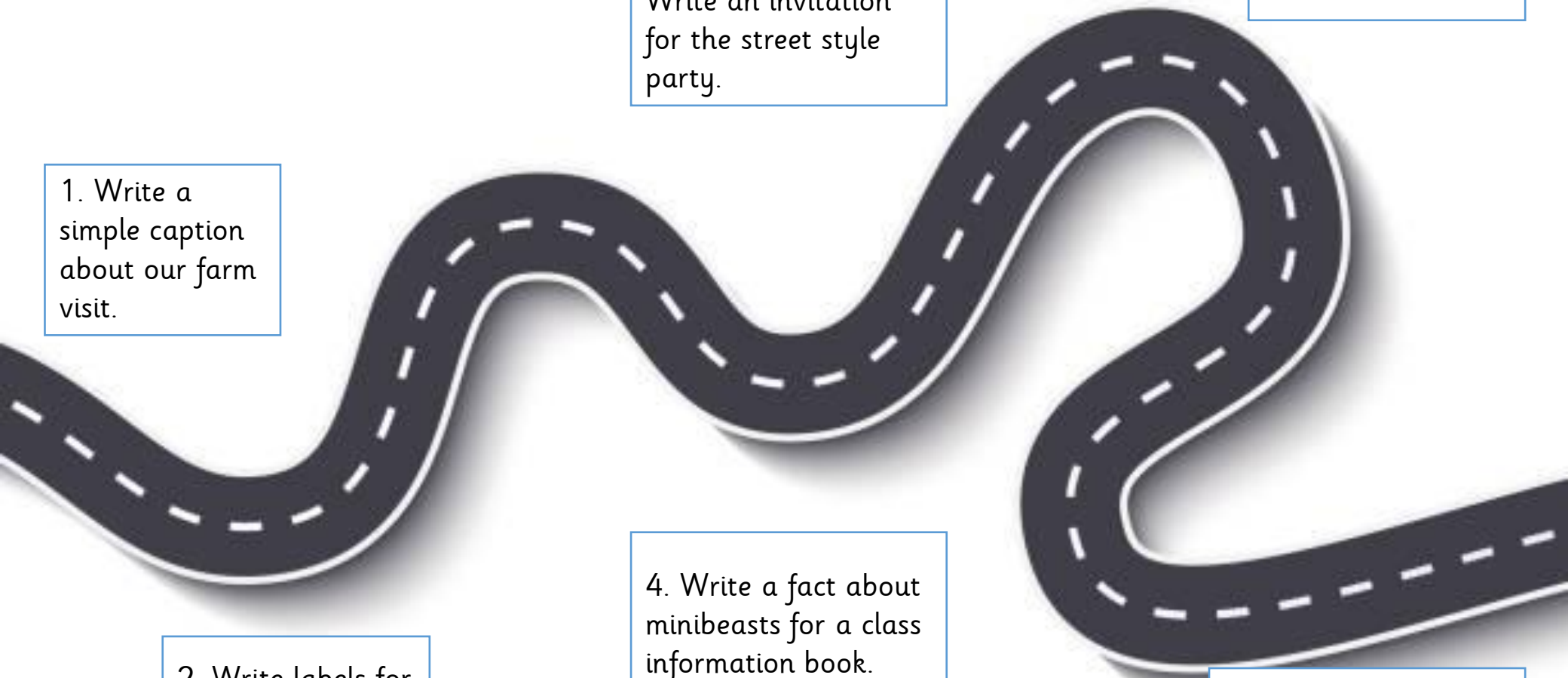
2. Write labels for the body parts of minibeasts.

3. King's Coronation.
Write an invitation for the street style party.

4. Write a fact about minibeasts for a class information book.

5. Label parts of a flower.

6. Write a set of instructions on how to plant a bean.



Topic Specific Vocabulary

arachnid	A spider or a scorpion.
chrysalis	the transformation from egg to caterpillar to chrysalis and, finally, adult.
bulb	The beginning of a plant, it contains all of the flower and the stem.
nectar	A sugary fluid in plants to encourage pollination.
pollen	A yellow powder that pollinates other plants.

Exploring our environment- Growth and change.



Sticky Knowledge

How plants grow and decay over time.

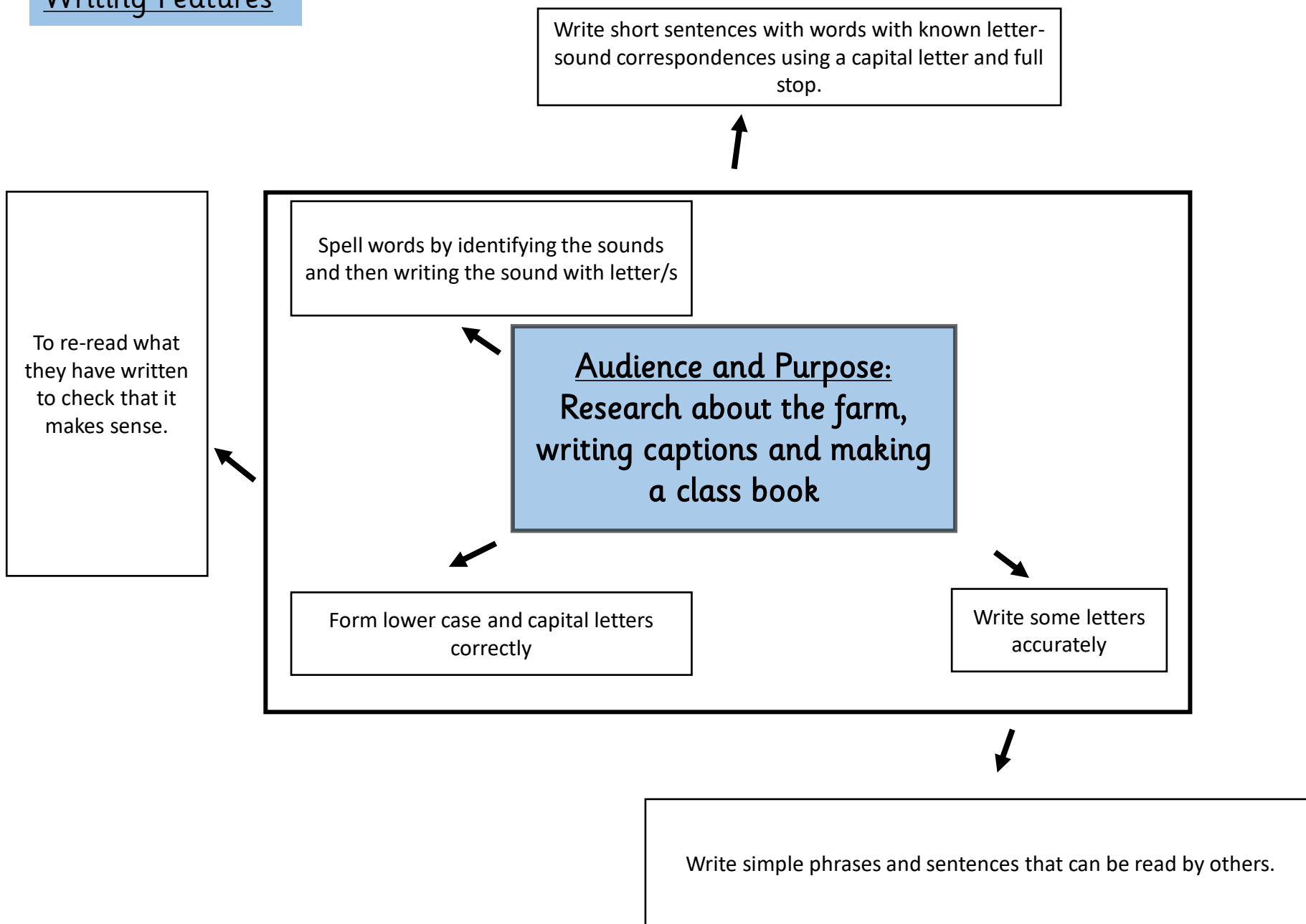
What are the characteristics of the different minibeasts?
How do seasons effect our environment?

How to use gardening equipment safely.

How do plants grow?



Writing Features



What is
underneath?

1. Write a simple caption
about our farm visit.

4. Write a fact about
minibeasts for the class
information book.

Summer 1 term

**In English, we will
be writing...**

2. Write labels for the parts of
different minibeasts.

5. Label the parts of a flower.

3. King's Coronation. Write an
invitation for the street style
party.

6. Write a set of instructions
on how to plant a bean.

We are creative

Make a...



Sketch a...



What is underneath?



Build a...



Construct a...



Design a ...



King's Coronation

Plan a...



Dear Parents and carers,
Here is our topic for this half term. Please
also see the Creative Homework sheet for
ideas about supporting your child's
Learning Journey. Have Fun!

Wow Event/Hook

Minibeast hunt and welly walk!

Topic Outcome

For children to explore the outdoors.

For the children to be involved in the
development of our outdoor learning area.

As Readers:

I know how to enjoy a wide range of books.
I know how to hunt for common words in books.
I know how to talk about what we have read.
I know how to read sentences with fluency.
I know how to read facts from non fiction books.

As Authors:

I know how to write labels and captions.
I know how to segment sounds for writing
simple and more difficult words.
I know how to write a sentence with finger
spaces, capital letters and full stops.
I know how to begin to write stories.

As Scientists:

I know how to make observations of animals
and plants, observations of change and explain
why some things occur.
I know how to discuss and record our
observations and make scientific predictions.

Sharing our learning



Summer 2 2023

What is underneath?

As researchers we will:

Find out facts about mini beasts.
Discover where animals live.

As a computer expert we will:

Use and interact with age appropriate computer
software.
Understand that a range of technology is used in
places such as home and school.

As Mathematicians:

I know how to count reliably with numbers from 1-20
and beyond.
I know about doubling and halving.
I know how to use the 'part part whole' model
I know about size, weight, capacity, position, distance,
time and money.

Reception: What is underneath?

Children's ideas:

Build our very own mini beast hotel!
Design and create a planting area to
maintain throughout the year.

As Musicians:

I know how to sing new songs about
minibeasts.
I know how to make up our my songs.
I know about the dynamic and tempo in
music.

As PE superstars:

I know how to handle equipment and tools
effectively and with increasing control.
I know how to move confidently in a range
of ways, safely negotiating space.
I know how to keep safe and healthy.

As Citizens:

I know how to care for living things.
I know how to work together, listen to each
other and build on each other's ideas.

As Artists/Designers:

I know how to design and create our own
pieces of art work to share with our friends.
I know about the skill of sketching.
I know how to review and improve our art
work.

Dear Parents and carers,

This term we are learning all about growth and change in our local environment. Please support your child in choosing *at least one* project to complete. If you would like to do more, that would be great! You can bring this into school whenever you have completed your project.

If you have any questions, please ask your child's class teacher.

Thank you for your support.

What is underneath?



Project 4- I am a Designer.

Can you design and create a mini beast hotel for your own garden?

Bring in any pictures you have to show case your work.

Project 1 – I am a Writer

Can you find out information about your favourite minibeast? Write a fact file!

Creative Homework Summer 1 2023 Reception

Project 2 – I am a Mathematician

Can you explore 2D and 3D shapes around your home? What can you find? Record them.

Project 3 – I am an Artist

Have a go at creating a 3D minibeast at home, you could use junk modelling, paint, clay. Be as creative as you can.

Project 5 – I am a Scientist

Why not grow your own plants at home? Record the changes that happen over time.

We would love to see some photographs.



Let's quiz



'Let's quiz' is an exciting new game we have launched for the children.

At the end of every topic they will take part in a fun quiz all about what they have learnt over the half-term. You can help your child to succeed and remember what they have learnt by talking about the questions together at home.

Research says that when children repeatedly return to previously learnt information, they are more likely to **'Know and Remember More'** in the long term.

1. Name a minibeast that has wings.

2. Where does a bee live? .

3. Which minibeast does not have legs? .

4. How many legs does a spider have? .

5. What does a caterpillar change into? .

6. Name a minibeast that stings.

7. Whose habitat is underground? .

8. Which minibeast has spots? .

9. Which minibeasts do birds like to eat? .

10. How long does a caterpillar stay inside a cocoon for? .