

# What's Outside?



Wow starter!  
Finding  
caterpillar eggs  
in the garden



Focus on PSE and Science;  
Spring, mini beasts, healthy  
eating.

# Key Questions

→ I will talk about what I see, using a wide vocabulary.

What type of flower is this?

How will it change?

What do we think is outside?  
Where will we find minbeasts?



What do we need to grow and be healthy?


How do we look after ourselves?  
Other living things?

Can we find other insects?

How are they the same? How are they different?

# High Quality Texts

## Fiction



## Non-Fiction

## Core Texts



## Multi- media

Blippi – Fruit and Vegetables

<https://www.youtube.com/watch?v=9q2FUkXBc5M>

## Rhymes and Songs

‘A Caterpillar’s Very Crawly’

‘Two Little Dicky Birds’...(butterflies, caterpillars)

‘Incy Wincy Spider’



## Topic Specific Vocabulary


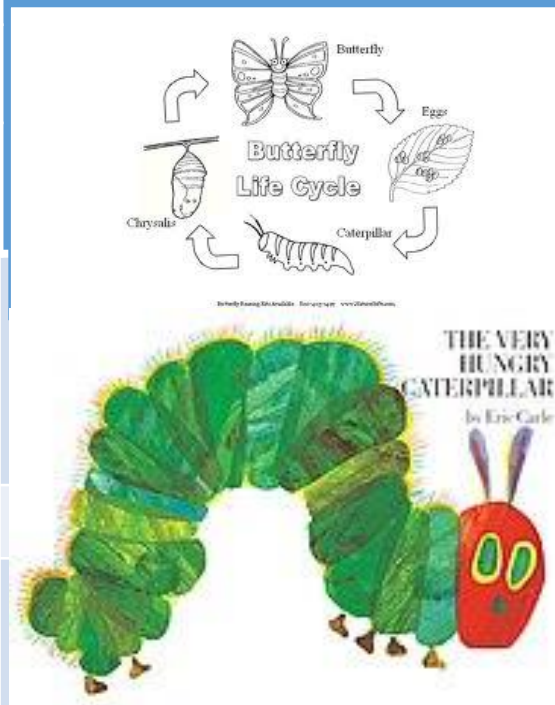
egg	
caterpillar	
butterfly	
cocoon chrysalis	
Hatch	
daffodil	

I know that there are different countries in the world and will talk about the differences I have experienced or seen in photos.

England  
Wales  
Ireland



## What's Outside? Knowledge Mat



- I know that a caterpillar hatches from an egg and grows and changes to become a butterfly.
- I can talk about the differences between materials and changes I notice. I know pancake mix is runny and it can be made into a shape when it is cooked.
- I can talk about what I see, using a wide vocabulary. I can name fruit and vegetables.
- I can talk about the differences between people.
- I can find and name mini-beasts
- I know the oak tree is home to lots of different animals and mini beasts.

## Fruit and Vegetables



Dear Parents and carers,  
Here is our topic for this half term. Please also see the Creative Homework sheet for ideas about supporting your child's Learning Journey. Have Fun!

### Wow Event/Hook

Finding little white eggs under a leaf

### Topic Outcome

We hope to hatch caterpillars from eggs and watch as they change and grow into butterflies.

We will be looking at fruit and vegetables too, looking at what's inside. We will be learning that we need to eat lots of different fruit and vegetables.

### As Readers we will:

- Read the story of The Runaway Pancake and The Runaway Chapatti.
- Follow the words with our fingers and talking about characters and settings in stories.
- Clap out syllables in words and listening to the sounds we hear in words.
- Listen for words that rhyme and sound nearly the same.

### As Authors we will:

- Hold pencils, paintbrushes, pens using finger and thumb pincer grip.
- Draw circles and lines to make recognizable pictures.
- Begin to write letters from my name.

# Sharing our learning What's Outside?

### Talking Together Focus:

- Talking together about what we see, feel and hear.
- Learn new words so we can talk about fruit, vegetables, caterpillars, butterflies and other insects.
- Share stories together about mini beasts and insects.

### As Scientists we will:

- Look at and draw daffodils, butterfly eggs, caterpillars and other mini beasts.
- Try to find where mini beasts live and what they like to eat
- Cut open fruit and vegetables to find out what is inside!

### As Artists/Designers we will:

- Draw and paint pictures of caterpillars, flowers and butterflies.
- Thread shapes to design and make our own caterpillar necklace.
- Print using fruit and vegetables.

### As Mathematics we will

- Look for and make patterns of shape, colour and size
- Recognise numbers from 0 to 6
- Count small groups of objects by touching and saying a number for each one.

## Nursery –Spring 2

### As researchers we will:

- Find out what caterpillars and butterflies really like to eat.
- Find out which insects can be found around our school

### As a computer expert we will:

- Take photographs using the iPad of insects we find.

### As Musicians we will:

- Listen to sounds that percussion instruments make and describe whether sounds are loud or quiet, fast and slow.

### As PE superstars we will:

- Use the hall to move in different ways.
- Use bikes and other equipment outdoors to use our hands and feet alternately.
- Know to stop moving when an adult says 'stop'
- Know that fruit and vegetables keep us healthy

### As Citizens we will:

- Continue developing positive attitudes about the differences between people.

1. The Runaway Pancake and Chapatti Moon. Hear initial sounds in words and blend sounds to make short words

Every day we play listening games focussed on blending phonemes to hear words and segmenting phonemes to sound talk words. We listen for words that sound 'nearly the same' and clap the syllables in words



2.
  - Read The Very Hungry Caterpillar. Vocabulary linked to story. Re-tell and record the story.
  - Name and describe sounds in the environment.
  - Name and describe instrumental sounds.

In **Word Wise**, we will  
Understand the five key concepts  
about print:

- print has meaning
  - the names of the different parts of a book
  - print can have different purposes
  - page sequencing
  - we read English text from left to right and from top to bottom
- focus on

5.
  - Read The Very Quiet Cricket linked to loud and quiet sounds.
  - Writing own name and talking about and drawing butterflies
  - Hear initial sounds in words.

3.
  - Name and draw favourite fruit or vegetable.
  - Read Monkey Puzzle. Link to Mothers Day.
  - Writing names in Mother's Day cards
  - Copy a sequence of body percussion sounds

4.
  - Read Monkey Puzzle. Link to Mothers Day
  - Read The Very Busy Spider. Write own name and talk about and draw caterpillars.
  - Talk about author Eric Carle
  - Hear syllables in words
  - Keep time with a simple beat

6.
  - Read The Bug Book
  - Non-fiction.
  - Making lists and drawings of bugs we find
  - Make different voice sounds.

## Writing Features

- Use a comfortable grip with good control when holding pens and pencils.  
Show a preference for a dominant hand



Use some of their print and letter knowledge in their early writing.

### **Audience and Purpose:**

Recording observations of caterpillar eggs, mini-beasts and butterfly hatching

Draw circles and lines.

Write some or all of their name

Write some letters accurately



# Challenge Time

1. Focus on reading linked to World Book Day. Favourite stories, promoting the Reading Rainbow.

Focus on Wales linked to St David's Day

2. Finding eggs under a leaf... observational drawing. Link to The Very Hungry Caterpillar

3. Listening and dancing to Irish Music. Cutting open and observing fruits and vegetables. Talk about seeds and how vegetables grow. Fruit and vegetable shop role play. Making repeated patterns with fruit and vegetables

4. Caterpillars and butterflies hatching and growing. Painting, drawing and printing and weaving caterpillars.

5. Finding and naming mini-beasts on and around the oak tree  
Mini beast hunt around school grounds.

Making Easter cards. Using Easter vocabulary and acting out Easter story



Make a pancake, draw a  
pancake, re-tell and act out  
the story!

Sketch a  
daffodil

Listen to harp

Music



<https://youtu.be/vS1XS0IW>  
[Dh8](#)

[https://youtu.be/\\_WJj1eui5I](https://youtu.be/_WJj1eui5IU)  
[U](#)

# We are creative



Making transient art  
pictures for Mother's Day  
cards.

Printing and weaving  
caterpillars

Making daffodil and  
corcus pictures for  
Mother's Day cards.

Tempo; slow to fast,  
Dynamics loud/quiet  
St Patrick's Day – Irish  
dance music, fast tempo

[https://youtu.be/HgGAzBDE](https://youtu.be/HgGAzBDE454)  
[454](#)

Cutting open and observing  
fruits and vegetables.  
Making a fruit kebab.

Moving pictures making  
Easter cards-  
Cutting forwards, cutting  
along a straight thick 1 cm  
line.  
Making palms-cutting  
fringe

Dear Parents and carers,

This term we are learning all about The Hungry Caterpillar! Please support your child in choosing *at least one* project to complete. If you would like to do more, that would be great!

During the last week of term the children will have a celebration day when they share the projects they have completed at home with your help.

If you have any questions, please ask your child's class teacher.

Thank you for your support.

### Project 1 – I am a Writer

Draw a picture of a butterfly

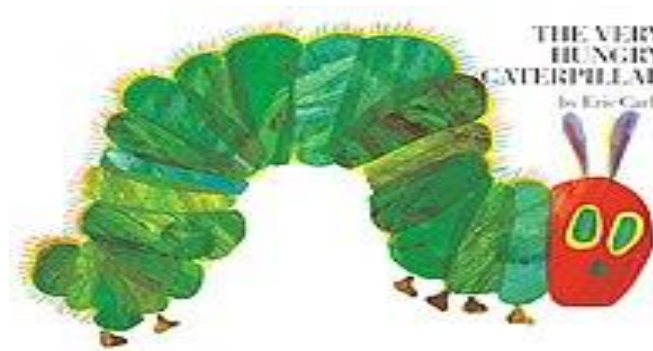


### Project 2 – I am a Mathematician

Make a caterpillar counting game



## What's Outside?



## Creative Homework Spring 2 Nursery

### Project 3 – I am an Artist

Make a model of an animal or insect using fruit or vegetables



### Project 4 - I am a Designer

Make a house for a bug



### Project 5 – I am a Scientist

Go on a bug hunt  
Record the different bugs you can find



### Project 6 – I am a Chef

Make a tasty snack with fruit or vegetables



Remember the Derby City 52 things to do before you are 5! Log on to the Derby City website to find out what's in store for Spring.