


Foundation Stage 2

What makes me...me? Autumn 1



Key Questions

How do you feel?




What makes us unique?



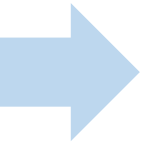
Who do we live with?



Where do we live?



Who inspires you? Why?




What makes you smile?



Who helps us?



What do you want to be when you grow up? Why?






High Quality Texts

Fiction

Non-Fiction

Core Texts



Harvest

Rhymes and Songs



Combine Harvester
Dingle Dangle Scarecrow

Head, Shoulders, Knees and Toes
My Body Song
I Like Being Me
Hokey Cokey
I've Got a Body
Let's Go Walking
Wash Your Dirty Hands
Sticky Kids Action Songs

Challenge Time



1. Design a self portrait for our class display.

2. Create a family portrait in a house – Who do I live with?

3. Draw something that makes you smile for the happiness jar.

4. Draw and label something that makes you special eg, something you are good at or like to do.

6. Write a list of 'Real superheroes' and choose your favourite one.

7. When I grow up I want to be a ...

5. Draw the vegetables that Grandad grows in his garden and label them.

National curriculum subjects (KS1)	Area of learning (Early Years)	Skills	Knowledge
RSE	Self-Regulation	Children express their feelings and the feelings of others.	Children are able to self regulate and understand how others may be feeling by referring to our 'Mood Monsters'.
	Managing Self	Children see themselves as a valuable individual. They manage their own needs such as personal hygiene.	Children understand our behaviour values and star expectations.
	Building Relationships	Children build constructive and respectful relationships.	Children understand our behaviour values and star expectations.
Speaking and listening	Listening, attention and understanding	Children understand how to listen carefully and why listening is important. They engage in story time. Children listen carefully to rhymes and songs, paying attention to how they sound.	Children are able to take part in R time activities and can wait their turn.
	Speaking	Children learn new vocabulary. They develop social phrases.	Children are able to talk about their learning.
PE	Gross Motor Skills	Children are developing their fundamental movement skills, e.g. rolling, crawling, skipping or running.	Children can move safely around the space and identify different ways of travelling.
	Fine Motor Skills	Children develop their small motor skills, so that they can begin to use a range of tools appropriately. For example, pencil, scissors, knives and forks.	Children can move with safety. They know how to hold a pencil correctly.
Literacy	Comprehension	Children anticipate key events and stories. Uses and understands some simple vocabulary from stories, rhymes and songs.	Children are able to make some predictions and talk about what will happen next.
	Word Reading	Children are able to read individual letters by saying the sound for them. They are able to read a few common exception words.	Children can say the sounds of the letter that they can see.
	Writing	Children are beginning to make recognisable letter shapes.	Children can give meaning to the marks they make and can attempt to write their name.
Mathematics	Number	Children can count objects, actions and sounds. Children subitise up to 3.	Children can recognise numbers 1-3, and can count objects reliably and solve number problems to 3.
	Numerical Patterns	Children can continue and copy repeating patterns.	Children can recognise patterns in the environment and discuss the shape and colour of objects.
History, Geography	Past and Present	Children can comment on images of familiar situations in the past.	Children can use a photograph to help them talk about themselves and changes as they grow.

Topic Specific Vocabulary

emotions	a strong feeling based on an individual's mood or relationship with others.
feelings	an emotional state or reaction.
job	A paid position of employment.
community	A group of people living in the same area.
emergency	A serious, unexpected, and often dangerous situation requiring immediate action.
family	Family is a group of people who love, show compassion and support to each other.



What makes me...me? Knowledge Mat



Sticky Knowledge

What makes me unique.

Family Trees.

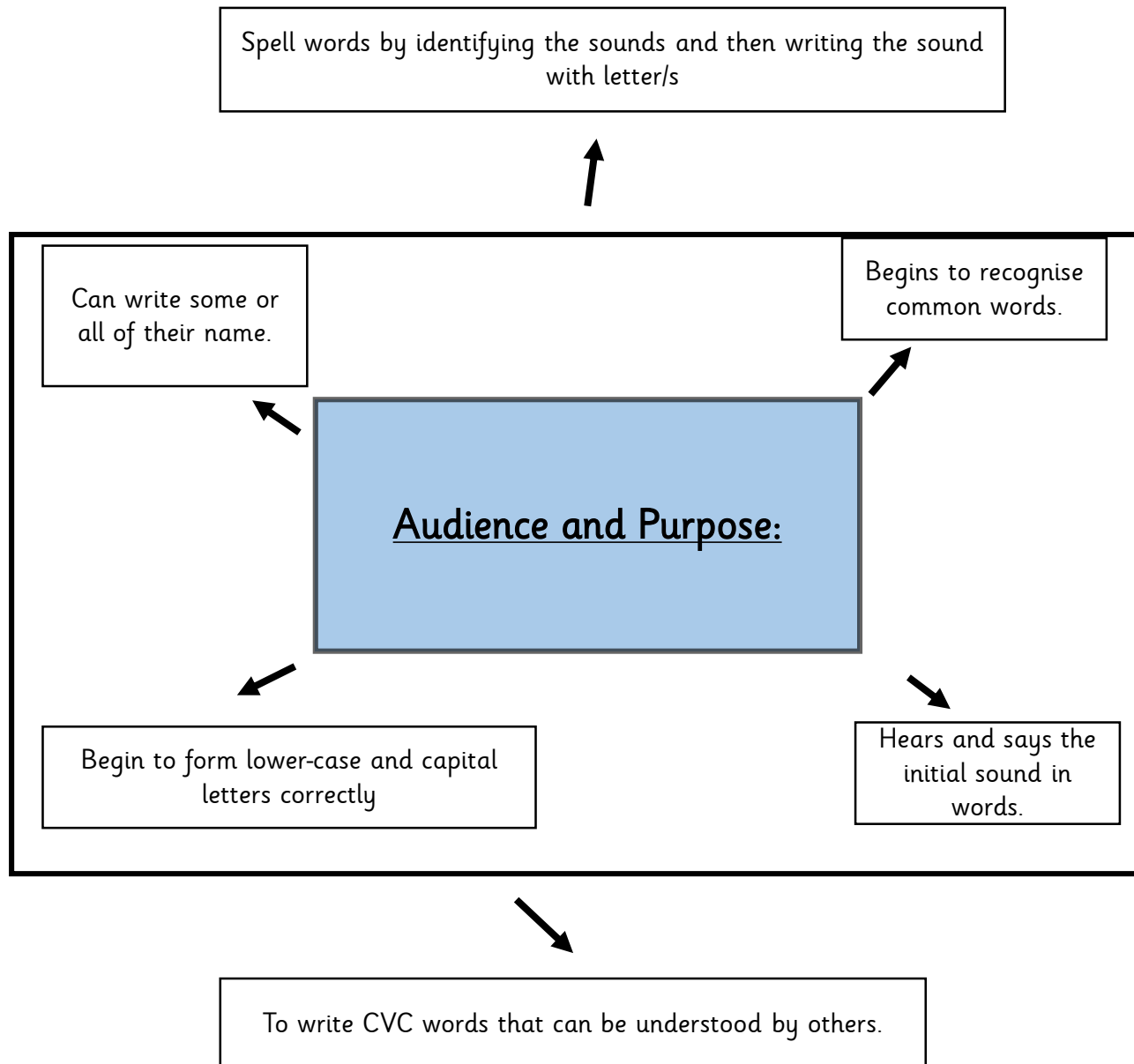
Jobs in the community.

Mood Monsters

happy	sad	scared	angry
calm	tired	excited	unkind
ready to learn	lonely	silly	unsafe

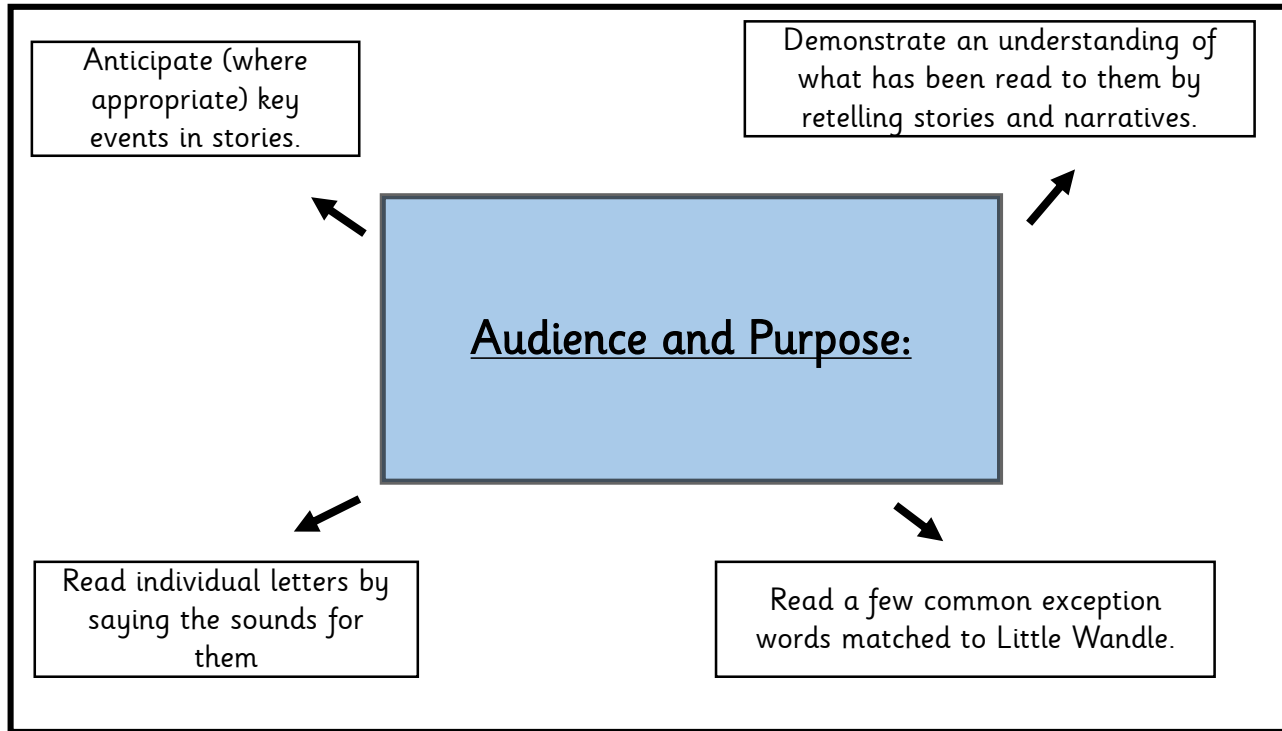


Writing Features



Reading Features

Blend sounds into words, so that they can read short words made up of known letter-sound correspondences.



Read words consistent with their phonic knowledge and sound blending.

What makes me-
me?

1. Label family portrait.
Book – The Family Book

4. Draw the vegetables that
Grandad grows in his garden
and label them- Harvest.

Autumn 1

In English, we will
be writing...

2. 'The Colour Monster',
draw what makes us smile.

5. Look at key workers, what
do they do to help us?
Book – Real Superheroes

3. Draw and label something
that makes you special.

6. When I grow up I want to
be a ...
Book – Non-Fiction.

We are creative

Make a...



Sketch a...



Build a...



Construct a...



Design a ...



Plan a...



Dear Parents and carers,
Here is our topic for this half term.
Please also see the Creative Homework sheet for ideas about supporting your child's Learning Journey. Have Fun!

Sharing our learning



What makes me...me?

FS2 Autumn 1



As Readers we will:

Enjoy a wide range of books.
Share a love of stories.
Learn new phonemes using Little Wandle Letters and Sounds
Begin to decode CVC words.
Hunt for common exception words in the learning environment.

As researchers we will:

Ask questions.
Share what makes us unique.

As a computer expert we will:

Know information can be retrieved from computers
Use age-appropriate computer software.
Learn how to keep ourselves safe online.

As Musicians we will:

Learn these new songs and rhymes;
Dingle dangle scarecrow and Head, Shoulders, Knees and Toes.
We will sing a variety of Nursery rhymes.

As Authors we will:

Make meaningful marks.
Learn to write our name.
Write labels.
Segment sounds for writing simple CVC words.

As Artists/Designers we will:

Create self-portraits
Develop preferences for forms of expression.
Use available resources to create models to support role-play and children's curious minds.

As PE superstars we will:

Handle equipment and tools safely.
Move confidently in a range of ways, safely negotiating space.
Understand how to keep safe and healthy.

As Scientists we will:

Discuss significant events from their own experiences.
Show interest in different occupations and ways of life.
Talk about the similarities and differences in relation to friends and family.

As Mathematicians we will –

Count reliably with numbers from 1-10.
Show curiosity about numbers by offering comments and asking questions.
Explore numerals in the environment.
Explore shapes in the learning environment.

As Citizens we will:

Learn about our community.
Discuss how we can look after where we live.

Dear Parents and carers,

This term we are learning all about What makes me...me? Please support your child in choosing *at least one* project to complete. If you would like to do more, that would be great!

The final date to hand in the project is the week before we break up for October half term. Then the children will have a celebration day when they share the projects they have completed at home with your help.

If you have any questions, please ask your child's class teacher.

Thank you for your support.

Project 1 – I am a Writer

Can you create a family tree and label your family members?

Project 2 – I am a Mathematician

Write down how old you are on paper. When you go on an adventure, see how many times you can make that number. Be creative and have fun!

What makes me...me?



Creative Homework Autumn 1 FS2

Project 3 – I am an Artist

Can you draw a picture of your house. Think about the colours and resources you will use!

Project 4 - I am a Designer

Using resources from around your house, can you create an outfit for what you want to be when you are older?

BE IMAGINATIVE!

Project 5 – I am a Scientist

Using natural resources, can you create a sensory bottle to represent things you like? For example: petals, sand, leaves, gems etc!

Project 6 – I am a Geographer

Can you go on a nature walk and write down all the sounds you hear along the way?