

Year 2

# What's inside the egg?

HOOK- Dinosaur on  
video, clues found  
on a dinosaur hunt.  
WOW- Showcase of  
learning (dinosaur  
museum)



# What's inside the egg?



Has the world always looked the same?

Why are our countries separated?

What happened to the dinosaurs?

What is a dinosaurs diet?

What habitat does it live in- where in the world?





How does it survive?

Could you describe it?




How are humans affecting animals nowadays?

# High Quality Texts

## Fiction



## Core Texts



## Film



## Non-Fiction

## Multi-media

Multimedia Padlet:

<https://padlet.com/aharker4/cgcxw1ebi5y808kb>

## Rhymes and Songs

<https://www.twinkl.co.uk/resource/t-t-2545827-dinosaurs-songs-and-rhymes-resource-pack>

Writing Features – Non Fiction and Fiction- Story  
(Tom and the Island of Dinosaurs/ Captain Flinn)

RED  
GDS

*write effectively and coherently for different purposes*

*finger spaces*

verbs, adverbs, suffixes

spell CEW

join letters.

*Past tense*

be clear and understand

Sequenced correctly

proofread writing to check for errors in spelling, grammar and punctuation

apply knowledge of homophones

Audience and Purpose: To hook the reader

co-ordination (or, and or but)

subordination (when, if, that or because).

exclamation marks !

*Grouped paragraphs*

CL, FS

to improve the effect and impact of my writing

comma, apostrophes

adjectives and expanded noun phrases to add detail.

*expanded noun phrases*

Spell some multisyllabic words

### Week 1.

- Collaborate previously known facts about dinosaurs as a class.
- Research activity becoming experts on either herbivore, carnivore or omnivore dinosaurs.
- Teach editing and edit previous work.

### Week 2 & 3.

- Create a dinosaur information book:

Contents

Introduction

Herbivore Dinosaur

Carnivore Dinosaur

Omnivore Dinosaurs

My Favorite Dinosaur

Glossary

**Summer 2 In English, we will be writing to engage the reader with our dinosaur stories and our non fiction writing. Our work will be displayed as dinosaur museum.**

### Week 4

- Read Tom and the Island of Dinosaurs.
- Children to sequence story and re-tell.

### Week 5

- Transition/Trip
- Write about real events – trip to conkers
- Complete story writing

### Week 6.

- Graduation/Sports
- Personal Account of the school trip. Children to edit their work. Write labels for creative homework museum.

Dear Parents and carers,  
Here is our topic for this half term. Please also see the Creative Homework sheet for ideas about supporting your child's Learning Journey. Have Fun!

### Wow Event/Hook

HOOK- Dinosaur on video, clues found on a dinosaur hunt.  
WOW- Dinosaur museum showcase

## Topic Outcome

To build knowledge, and remember, a range of dinosaurs and their past existence.

As Readers we will:

- I know how to use the viper skills confidently (vocabulary, inference, retrieval, predictions, sequencing and explanation).
- I know how to read common suffixes, common exception words and become familiar with and retell stories.
- I know how to ask and answer questions and make predictions.

## As Authors we will:

- I know how to spell by segmenting into phonemes. I will learn to spell common exception words, spell suffixes and develop editing and re drafting skills to improve our writing. Use . , ? ! ‘
- I know how to organise text using subheadings.
- I know the purpose of using paragraphs in our writing, and I know how to use the past tense correctly

## As Scientists we will:

- I know the differences between things that are living, dead, and things that have never been alive, and can explore and compare them.
- I know how to describe how animals find their food using simple food chains, and identify and name different sources of food.

## Sharing our learning



# What's inside the egg?

As researchers we will:

- I know how to use iPads to retrieve and present information about our topic.

As a computer expert we will:

- I know how to store, retrieve and manipulate data.
- I know how to use QR codes and understand how they are created.
- I know how to keep safe while using the internet.

As Artists/Designers we will:

- I know how to use simple drawing programmes on computers and ipads.
- I know how to make choices around warm/cool colours to create contrast and atmosphere.
- I know how to express a sense of space e.g using foreground, middle ground, background.
- I know how to express form in 3D and replicate different textures/ surfaces through a range of media.
- I know how to design, make and evaluate a product with wheels and axels.

**As Mathematicians we will –**

- I know about positional direction
- I know how to problem solve and use efficient methods
- I know how to tell the time, identifying half past, quarter past, quarter to and in 5 minute steps
- I know how to weigh, measure volume and temperature.

## Year 2 Summer 2

As Historians we will:

- I know how to use books and the internet to answer questions about the past.
- I know key vocabulary such as before, after, past, present, then and now to compare.

As Musicians we will:

- I know about and can experiment with the inter-related dimensions of pulse/beat, rhythm and pitch.
- I know how to play untuned instruments musically using the inter-related dimension of pulse/beat, rhythm and pitch.
- I know how to play tuned instruments musically using the inter-related dimension of pulse/beat, rhythm and pitch.

As PE superstars we will:

- I know why exercise is important for good health.
- I know how to use equipment appropriately and move and land safely
- I know how my body feels before, during and after exercise
- I know how, and can describe why my body changes during and after exercise.

**As Citizens we will:**

- I know about British Values including democracy, individual liberty, rule of law and mutual respect and tolerance.
- I know how we should respect other peoples privacy and identifying people that we can talk to if we feel unsafe.

Dear Parents and carers,  
This term we are learning all about dinosaurs!  
Please support your child in choosing at least one project to complete. If you would like to do more, that would be great!

The final date to hand in the project is Monday 11th July 2022. Then the children will have a celebration day when they share the projects they have completed at home with your help.

If you have any questions, please ask your child's class teacher.  
Thank you for your support.

### Project 1 –

Make dinosaur footprints. For example you could draw a footprint with your finger into soil, sand or flour. Don't forget to take a photo to share your creation!



### Project 2 –

Make a ROARsome moving dinosaur card. This could be using mechanisms such as: pop up, sliders or levers designs.



## What's in the egg?



## Creative Homework Year 2 - Summer 2

### Project 3 –

Scientists make guesses about what colour or patterns dinosaurs had. Invent and design your own dinosaur.. What would it look like? What features would it have? Don't forget to give it a name! You can do this with any drawing materials or even make a sculpture using recycled materials.

### Project 4 –

Make a dinosaur accessory to wear, such as a mask, headwear., shoes, clothes, tails, wristbands..



### Project 5 –

Research fossil hunter 'Mary Anning'.  
Make a fossil with whatever materials you have at home.  
E.g Paper straws, pasta, sand, chalk, foil, cotton buds



### Project 6 –

Using different Design and Technology joining techniques create a model of a dinosaur habitat

