

Year 2

We care about our environment!

The Tin Forest

Wow starter:
Rubbish
dumped in
the
classroom

Key Questions

Where did the rubbish come from?

Where do we put rubbish?

What is it similar to?

What is it made from?

How does it make you feel?






Could you make a new forest?

How can we change this?

Would it be right to recycle or throw our rubbish in a dump?




Fiction






High Quality Texts

Core Texts



Non-Fiction



Multi-media



The Lorax Film

Rhymes and Songs

<https://www.youtube.com/watch?v=UZQ0L3bolFw> Plastic Bag Song by Nick Cope

https://www.youtube.com/watch?v=Uso_vH1Jz7E&ab_channel=SpacesofLife 3R's Song (Reduce, Reuse, Recycle)

- <https://www.dkfindout.com/uk/science/materials/> 'Materials' research and quizzes
- <https://www.bbc.co.uk/bitesize/topics/zx882hv/articles/zxdsvcw> BBC teach 'rainforest' resources and quiz
- Explorify

Topic Specific Vocabulary

Reduce	Smaller or less amount (e.g plastic)
Recycle	Reuse
Climate change	Climate change describes a change in the average conditions — such as temperature and rainfall — in a region over a long period of time
Extinct	No longer alive
Habitat	The place where an animal or plant usually lives
Global warming	Over a long time the Earth's climate is heating up due to human actions
Environment	The surroundings or conditions in which a person, animal, or plant lives or operates.
Climate	Weather over a long time
Species	Type of animal or plant. The same kind or sort.
Properties	The properties of materials are how each type can be used or described.
Waterproof	Something that keeps water out
Durable	Able to withstand wear, pressure, or damage; hard-wearing

Who cares about our world?

We do!

Knowledge Mat



Let's find out...

Climate Change

What is it?

Why is it happening?

What can we do to stop it?



Greta Thunberg school aged girl known for challenging world leaders to take immediate action against climate change.

Sir David

Attenborough looks at the science of *climate change* and potential solutions to this global threat. He has raised awareness e.g in documentaries



Sticky Knowledge

Rainforest facts:

- About 30 million species of plants and animals live in the rain forest.
- The rain forests hold more than two-thirds of the world's plant species.
- Many of the foods we love come from the rain forest. Chocolate, pineapple and cinnamon all come from rain forests. Rubber and medicines also come from rain forests.
- Rain forests have a canopy of dense branches and leaves. Most of the rain forest animals and plants live in the canopy.

Animals/ plants

Name some British and non-British trees and animals.

Materials

Name some materials and their properties.

Mohammed Rezwan, architect behind Bangladesh's pioneering floating school scheme



Yin Yuzhen fought against deforestation and planted 600000 trees over 30 years.



Isatou Ceesay. Known as the queen of recycling in Gambia. She educated women to recycle plastic waste into sellable products that earned them income.



Writing Features – Non - Fiction

apostrophes

*ambitious
vocabulary*

*spell longer
words using suffix
ment ness, ful,
less, ly*

*to form letters correctly
sometimes using
horizontal and diagonal
strokes*

*past and future
tense*

finger
spaces


be clear

be interested

make links to
real life

*Make simple
additions
and
changes
after proof
reading*

*write
effectively
and
coherently
for different
purposes.*



Audience and Purpose: Class Museum

CL, FS

question
marks ?

inform /
explain

spell some
multisyllabic words

be interested

*exclamation
marks !*

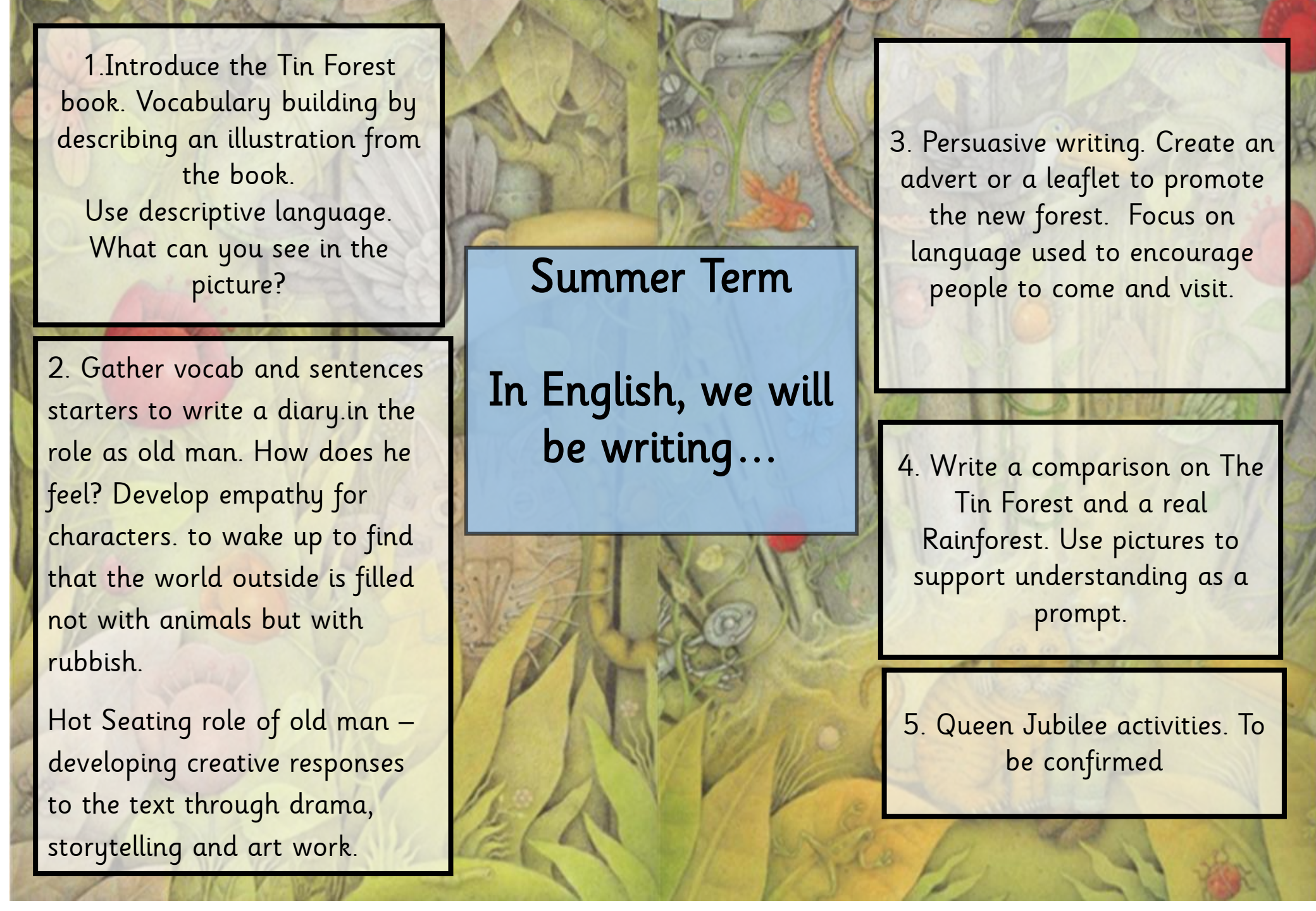
*Diary entry
Persuasive
writing
Story writing*

*coordinating
conjunctions and
some subordination*

*expanded noun
phrases*

*comma,
apostrophe*

*knowledge of
homophones*



1. Introduce the Tin Forest book. Vocabulary building by describing an illustration from the book.

Use descriptive language.
What can you see in the picture?

Summer Term

In English, we will be writing...

2. Gather vocab and sentences starters to write a diary in the role as old man. How does he feel? Develop empathy for characters. to wake up to find that the world outside is filled not with animals but with rubbish.

Hot Seating role of old man – developing creative responses to the text through drama, storytelling and art work.

3. Persuasive writing. Create an advert or a leaflet to promote the new forest. Focus on language used to encourage people to come and visit.

4. Write a comparison on The Tin Forest and a real Rainforest. Use pictures to support understanding as a prompt.

5. Queen Jubilee activities. To be confirmed

Dear Parents and carers,
Here is our topic for this half term. Please also see the Creative Homework sheet for ideas about supporting your child's Learning Journey. Have Fun!

Wow Event/Hook Rubbish tipped all over our classes!

Topic Outcome To understand recycling. Persuasive writing. To create an advert or a leaflet to promote the new forest. To make comparisons between the Tin Forest and real rainforests.

As Readers:

I can read common suffixes. I can become familiar with and retell stories in the right order. I can read and re-read phonic appropriate books. I know the difference between poetry and narrative. I can use inference about characters feelings and thoughts.

As Scientists:

I can identify and compare the suitability of a variety of everyday materials including wood, metal, plastic, glass, brick, rock, paper and cardboard for particular uses. I can find out how some materials can be changed by squashing, blending, twisting and stretching. I can ask simple questions and understand they can be answered in different ways. To gather and record data to help answer questions using secondary sources.

Sharing our learning



We care about our environment!

As researchers: I can use the internet to research the Queen, buildings, structures to find related images, make comparisons and present my finds.

As a computer expert: I can use technology purposefully to create, organise, store, manipulate and retrieve digital content. I can draw a forest and programme the Beebots. I can use relevant programmes and apps to create a picture using paint, sketch a song, and label/write a comment. I can use a keyboard, spacebar, enter, backspace, return

As Artists/Designers:

I can design purposeful, functional and appealing products. I can evaluate existing products and own ideas- musical instruments. I can generate, model and communicate ideas. Use a range of tools and materials to complete practical tasks.

As Mathematics –

I can create, select and combine sounds using the inter-related dimension of pulse/beat, rhythm and pitch

As Musicians: I can play tuned and untuned instruments. Listen and understand live and recorded music. Make and combine sounds musically.

Year group 2. Term Sum1

Children's ideas:

To duplicate pictures from the Tin Forest book

To make a tin forest.

To find out about a sloth?

To find facts about the jungle.

To draw and paint animals found in a forest.

As Authors:

I can spell using common suffixes. I can use appropriate size, letters and spaces. I can develop stamina for writing. I can write for different purposes, diary entry, persuasive writing. I can write narratives about personal experiences and those of others. I can use past and present tense correctly. I can use apostrophes for contracted words.

As PE superstars:

I can perform and repeat longer sequences with clear shapes and controlled movement. I can select and apply a range of skills with good control and consistency.

I can perform a range of skills with some control and consistency. I can perform a sequence of movements with some changes in level, direction or speed.

I can perform a single skill or movement with some control. I can perform a small range of skills and link two movements together

Dear Parents and carers,

This term our topic is about our environment!
Please support your child in choosing *at least one* project to complete. If you would like to do more, that would be great!

The final date to send in the project is Friday 20th May. Please bring in your work or email us photos of your children's achievements so we can celebrate these in our classes.

If you have any questions, please ask your child's class teacher.
Thank you for your support.

Project 1:

Make a model of a rainforest using recycled materials.



Project 2:

Make a picture using different leaf types. Can you name and identify them.



Project 3: Make up a song using the words 'Reduce, Reuse, Recycle'

We care about our environment!




Creative Homework Summer Term 1 Year group 2

Project 4

Use recycled materials to create a musical instrument that could make sounds of the rainforest. For example using lentils in a pringles tube.

Project 5

Using only a pencil draw a black and white sketch of a rain forest. How many shades of grey can you make? How many different textures can you draw? Add shading for shadows and rub out parts for highlights.



Project 6

Create an artwork including the union jack flag to celebrate the Queens Jubilee. For example a flag or banner.

Project 7

Use your imagination to create a 3D sculpture of an animal you would find in a rainforest. Such as a toucan, tiger, snake.

Who is the Queen?

The Queens Jubilee

Why do we celebrate the queens jubilee?

Why is the Jubilee important?

What happens during Queens Jubilee?

How long has she been Queen?

What will the Queens 75th jubilee be called?

Why is the Jubilee in June?

What will the 80th Jubilee be called??

