

# Catch Me If You Can!

Nursery

Wow Starter!  
A letter from the baker

## Where are you?





Where is Derby?  
Can we find  
Chaddesden on  
the map?



Where is The  
Gingerbread Man  
hiding in school?

Where is our  
school?  
Can we find these  
places around  
school?

Where are you?  
Finding our  
friends hiding  
around school.

Where is Bird's the  
bakery?





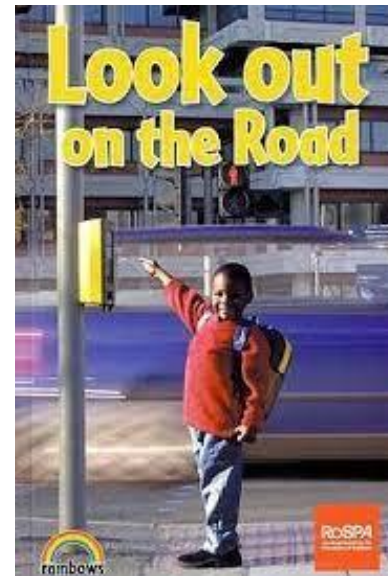



Where will we be  
moving on to  
after Summer?  
Where is our new  
classroom? Who  
are the people in  
our new  
classroom.

Which shops do you  
go to?  
Which way do you  
walk to school?



Can you find...?

# Quality Texts





Topic Specific Vocabulary	
Understanding the World	People and Communities
Hot, cold, frozen, melt, solid, liquid, soft, hard, bake	cave, bridge, pond, river, street, shop, lake, path, woods, Chaddesden, Derby, map

# Catch Me if You Can?

## Knowledge Mat




### Sticky Knowledge

- I know how to make a gingerbread man
- I know that materials change when they are made cold or hot
- I know I live in Chaddesden
- I know Chaddesden is in Derby
- I know which animals live in Chaddesden Park woods.
- I can name features in Chaddesden Park
- I know that I must not drop litter
- I know how to stay safe on the road



### Gingerbread People



**You will need:**

- rolling pin
- gingerbread man cutter
- 1/2 cup chocolate for decoration
- 1/2 cup plain flour
- 1/2 cup light soft brown sugar
- 1/2 cup butter
- 1 medium egg
- 1/2 cup golden syrup
- 1 tsp bicarbonate of soda
- 1/2 cup ground ginger
- 1/2 cup icing

**How to make:**

- 1. Mix the flour, sugar, butter and bicarbonate of soda in a mixing bowl.
- 2. Add the egg and syrup and mix well.
- 3. Roll out the dough on a floured surface.
- 4. Cut out the gingerbread men.
- 5. Bake in the oven for 10-15 minutes.
- 6. Decorate with chocolate.



Dear Parents and Carers,  
Here is our topic for this half term. Please also see weekly note in your child's reading diary for ideas about supporting your child's learning journey.  
**Have Fun!**

### Wow Event/Hook

- Finding a letter from Mr Bun the baker who is asking us to find his runaway gingerbread man!
- Wow finisher
- \* Baking our own gingerbread man and making an escape proof container to bring him home in.

### As Readers we will:

- Share stories with an adult
  - Point to the words as an adult reads.
  - Talk about the characters in the books we read and think about where the setting of the story is.
  - Predict what might happen next
- Re-tell the story of The Gingerbread Man

### As Writers we will:

- Practise holding pencils and paintbrushes using a pincer grip
- Cross our arms over to hold hands with our friends. This will our both sides of our brain work together to make getting dressed, going to the toilet and writing easier.
- Draw pictures of people with body, legs, arms and a head
- Write our names everyday

### As Technology Superstars we will:

- Understand that we can find out information from the internet such as a gingerbread recipe.
- Use simple electronic toys

### By learning about the world we will:

- Talk about where Derby is on a map of the UK. Talk about where we live and look at where Chaddesden is on a map.
- Talk about places around our school both indoors and outdoors and know our school is in Chaddesden.
- Talk about the rules we need to follow to look after our school and local environment and how we can keep safe.
- Talk about Bird's the bakery and know what a baker does.
- Talk about Katherine's café and pretend play cafes.
- Know where their new reception class will be.
- Know which adults will help them when they move to reception.

Catch me if you can!

## NURSERY LEARNING CHALLENGE QUESTION

Where are you?

### As Mathematicians we will:

- Match numbers to objects
- Know our numbers to 10 and begin to write them
- Know that numbers go beyond 10
- Look at 2d and 3d shapes
- Talk about and compare the size of objects

### As Artists/Designers we will:

Make pictures of the gingerbread man.  
Design and build the Gingerbread Man a house.  
Make a gingerbread man.  
Make salt dough play food.

Summer 2 2022

### As communicators we will:

- Join in with rhymes and stories
- Follow instructions
- Listen carefully to others
- Understand prepositions; under, on top, behind e
- Develop our vocabulary
- Use talk to clarify our thinking, feelings and events

### As PE Superstars we will:

- Pedal a trike
- Jump with both feet together
- Balance on one leg
- Move around on different parts of our bodies

### As PSHE Superstars we will:

- Talk to others
- Be a kind friend, using 'kind hands, kind words, kind feet'
- Follow our school behaviour values
- Follow our school learning values
- Be able to take turns and share



Talk, sing and read with  
your child every day!  
Children who read everyday do  
better at school than children  
who don't.



1. Wow starter! Letter from the baker at Bird's Bakery about an escaped gingerbread man. Writing a letter back to Mr Bun

2. Read The Gingerbread Man. Vocabulary linked to story and baking. Re-telling and recording the story using a story map. Drawing a gingerbread man and simple sentence

3. Read Where are you Spot? Vocabulary to describe position. I am the teacher games positioning TGBM characters

Every week in our have a go books we will practise writing our names, drawing circles and lines and making recognisable pictures, letter and number shapes

**In Word Wise, we  
will focus on  
hearing beginning,  
middle and end  
sounds in words**

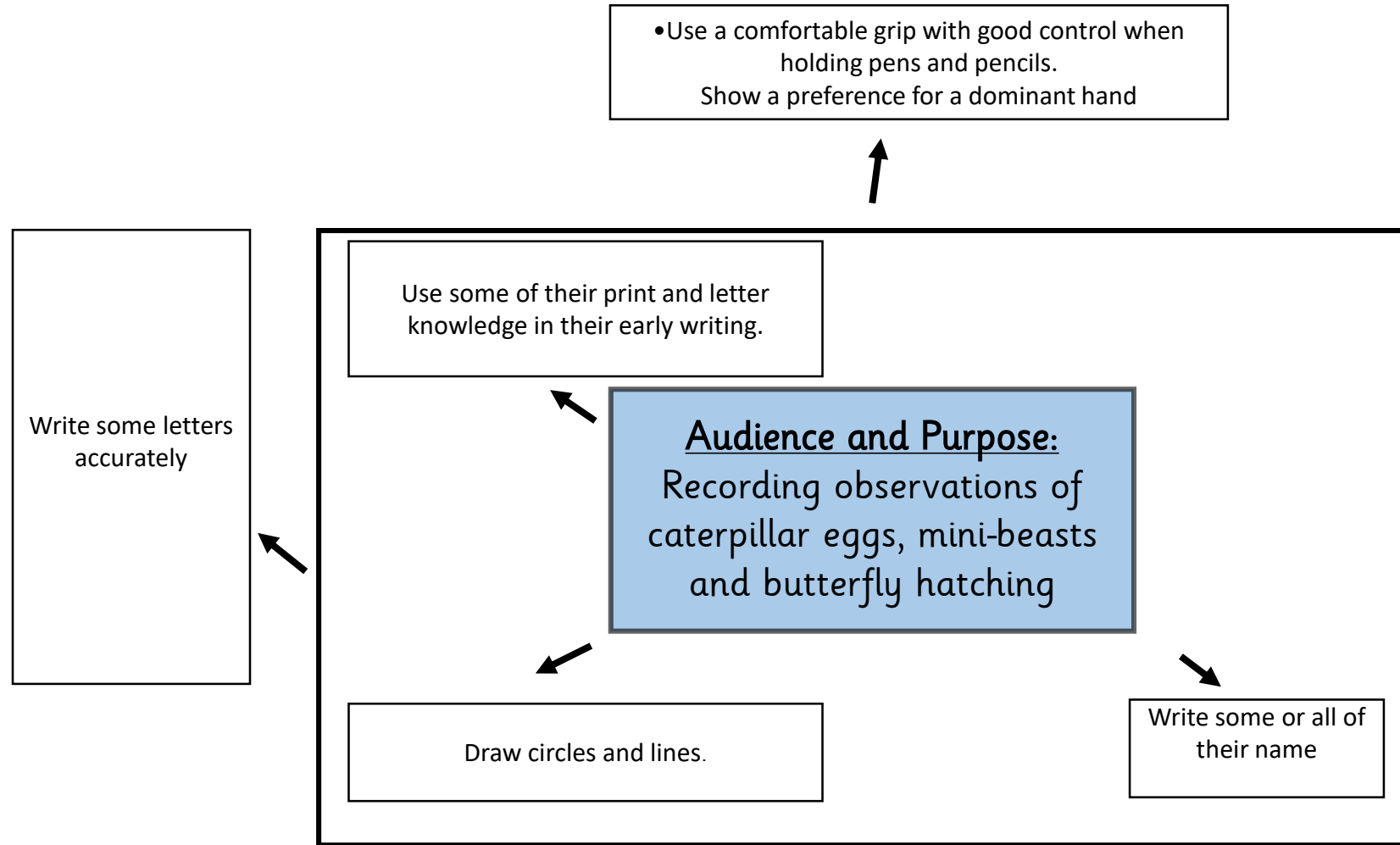


4. Reading 'The Runaway Pancake'. Linking the two stories with a chasing themes. Exploring other stories with a chasing theme.

5. Following recipe to make a gingerbread man. Using photo in their book to draw and write about what they did. CVC segmenting

6. Talking about setting and matching settings to the stories we have read. Link to visit to Chaddesden Woods. Drawing maps and story maps. CVC segmenting

## Writing Features



Every week in our Best Writing Books we will practise writing our names, drawing circles and lines and making recognisable pictures, letter and number shapes

# Challenge Time

1. Finding clues to help the baker find the gingerbread man. What does a baker do? Where is Derby? Look at map of Chaddesden and locate a bakery

3. Hunt for The Gingerbread man around school. Treasure Hunt around school. Drawing map of school. Mark important places. Finding where our new classroom will be.

5. Making our own gingerbread men. Designing an escape proof bag.

6. Picnic preparation. What will we make? Making sandwiches and ginger bread for our picnic. Making a bag to carry our picnic

2. Hunt for the Gingerbread Man. Power Point of TGBM in and around Chaddesden. Can we recognize the places? Can we find the drive way? Hedgerow? Trees? Shops? Visit Katherine's Coffee Shop

4. People who will help us in school. Adults who help us around school.



## I am a Baker

Make your own pretend bakery at home by making salt dough cakes and buns.



## I am Designer

Design and make a house for your Gingerbread Man



Dear Parents and carers,

This term we are learning all about The Gingerbread Man. Please support your child in choosing *at least one* project to complete. If you would like to do more, that would be great!

We would love you to share your child's home learning. Please send photos to [nursery@cavclosei.derby.sch.uk](mailto:nursery@cavclosei.derby.sch.uk)  
If you have any questions, please ask a member of the nursery team.

Thank you for your support.

## I am an Artist

Make a gingerbread man picture using collage or paint



## I am Geographer and a Storyteller

Make a story map of 'The Gingerbread Man'. Can you make a map of where he ran? Who did he see?

## I am a Mathematician

Bake your own gingerbread man.



## I am a Designer

Design and make an escape proof carrier for your gingerbread man

