



# Year 2 – Home Learning – Summer 2

Dear Parents/Carers and Children.

Here is your child's home learning plan. To help you support your child's learning, we have set enough tasks to be completed one a day in each subject by your child whilst they are away from school. This reflects the learning that takes place in school.

Please contact us via email at [year2@cavclosei.derby.sch.uk](mailto:year2@cavclosei.derby.sch.uk) if you have any questions and to share photos of your child's learning- your teacher will look forward to hearing from you and send you a reply.

There are 2 levels of learning. Please reach for the stars and complete the Star tasks ★ If your child is finding this too challenging then Earth tasks 🌍 have been provided to do instead.

Best wishes, from Year 2 Team.

Be like Brave Astrid Be **confident** to try new challenges and learn from your mistakes! Go on – You **CAN** do it!!



This half term's focus topic:  
What's inside the egg?  
-Dinosaurs



You can also find all the home learning and resources on the school website here:

<https://www.cavclosei.derby.sch.uk/year-2-home-learning/>

Find activities that are fun AND educational at Education City Press here:



Don't forget to READ EVERYDAY! Press here for Collins Big Cat school reading books.



Have fun upgrading your Robot and practising your maths skills on Numbots. Press here:



Keeping safe, happy and healthy

## PE

Don't forget to stay healthy by being active every day. Enjoy these activities:

- Can you pretend to grow like a tree? You can make up some different moves to show how the tree changes through the seasons.
- Do some tree yoga: [https://www.youtube.com/watch?v=L8eMSTZ1LbI&t=667s&ab\\_channel=CosmicKidsYoga](https://www.youtube.com/watch?v=L8eMSTZ1LbI&t=667s&ab_channel=CosmicKidsYoga)
- Make up a dance to your favourite music.
- Choose a Jack Hartman video to learn while you move: <https://www.youtube.com/user/JackHartmann>
- Or BBC Supermovers: <https://www.bbc.co.uk/teach/supermovers/ks1-collection/zbr4scw>
- Go Noodle [https://www.youtube.com/results?sp=mAEB&search\\_query=go+noodle](https://www.youtube.com/results?sp=mAEB&search_query=go+noodle) and Just Dance [https://www.youtube.com/results?search\\_query=just+dance](https://www.youtube.com/results?search_query=just+dance) are also very popular with the children.
- Chase the dinosaurs [https://www.youtube.com/watch?v=3Uuq6BkyODc&ab\\_channel=CoachCoreyMartin](https://www.youtube.com/watch?v=3Uuq6BkyODc&ab_channel=CoachCoreyMartin)

## R Time

Using R-Time manners talk about:

Give a gold star to someone at home. What makes you smile about them? They could make one for you. Were you surprised by what they said?

We all have to look after ourselves: our body AND our mind. Look at posters for more information under 'Resources to Support Mental and Wellbeing' on the school website here: **Press the picture**



I am a Speaker

Talking to your children is so important. It can help them in all areas of their learning. Please visit National Literacy Trust 'Words for Life' for more information and ideas:

<https://wordsforlife.org.uk/>

\*Play a word game where you take turns. For example name a food for every letter of the alphabet.



**I am a Reader**  
Read every day!

➤ Reading every day is the key to your child's success.

- Your child has been given their own password and logins for Big Cat Collins ebooks just like we have in school. Login to read a new book or re-read your favourites. Don't forget reading a book more than once helps confidence and reading for fluency.
- Shared reading – read the document 'How to look after a dinosaur egg' (on our website)
- Supported with an adult's help
- ★ Independently.



Answer the questions to show your understanding of what you have read. Use your VIPER reading skills: vocabulary, infer, predict, explain, retrieve, sequence.



**I am Word Wise**

➤ In school we practise recognising, blending and segmenting words **daily**. This is because reading is very important and the foundation to all subjects.

- Please practise: your sounds on the Big Cat Collins Letters and Sounds Graphemes chart. This is the foundation to all reading.

**Press the picture here:**




- After reading the letters and sounds chart if there are any sounds that your child is not confident with please pick the video to practise the sound from this website:  
<https://lettersandsounds.org.uk/>



**I am a Writer**

- Handwriting practise:  
**Press the picture** to see a poster to help you form them correctly and start from the right place:  
Remember to check how you are sitting and holding your pencil.



- Research 'dinosaurs'. Can you make a non-fiction book to teach others about them. Your book will need a front cover - don't forget an eye catching picture and include who the author is! Use subheadings to organise your writing such as 'Diet' 'Habitat' 'Description'. On the back cover you can write a book 'blurb'. You could include labelled diagrams and pictures.
- Label your picture
- ★ You can give more description in your writing by using expanded noun phrases. (See an explanation video here if you're not sure what these are: <https://www.bbc.co.uk/bitesize/articles/znpgwvx>) If you use 3 adjectives you can use commas, for example a label could be: yellow, pointy and crunchy leaves. You could watch this BBC Bitesize video and take the quiz to help you learn rainforests: <https://www.bbc.co.uk/bitesize/topics/zx882hv/articles/zxdsvcw>
- Watch the video or read our quality text 'Tom and the Island of Dinosaurs' by Ian Beck. You can watch it here: [https://www.youtube.com/watch?v=zD5eRBLvm9Y&ab\\_channel=TheStorytellerFromOxford%2CEngland](https://www.youtube.com/watch?v=zD5eRBLvm9Y&ab_channel=TheStorytellerFromOxford%2CEngland) . If the author wrote another page what would it say? What happened next? Change the ending and innovate the story. Don't forget to use adjectives and adverbs to make the story interesting.
- Pay careful attention to capital letters and full stops.
- ★ Can you try to include other clever punctuation such as commas, exclamation marks, question marks, speech marks.
- We can use similes to help readers build a better picture in our minds. A simile is when we use 'like' or 'as', e.g black as coal, cold as ice.  
Write similes to describe aspects of the story, such as how the balloon flies, how the volcano erupts, the lava flows, the light beams from the lighthouse.





**I am a Mathematician**

- Our next maths topic is 'Position and direction' and 'Time'. Please follow the link to visit Oak National Academy for your Lessons on this subject. Please aim to do one lesson a day.  
<https://classroom.thenational.academy/units/time-77d2>
- 🌍 With adult support
- ★ Independently



**Challenge Time**

**I am an artist and Designer:**

- Using some of the joining techniques on the poster (found at the end of this document) create a model of a dinosaur habitat.



- This is the last half term in Year 2 at Cavendish Close Infant School. Make a memory book of your favourite times, friends and your teachers.

**I am a History and Geography expert:**

- Research fossil hunter 'Mary Anning'. Make a fossil with whatever materials you have at home. E.g Paper straws, pasta, sand, chalk, foil, cotton buds. Watch this video to find out how dinosaur fossils are formed:  
<https://www.bbc.co.uk/bitesize/topics/z6882hv/articles/zhtqkty>



**I am a maths expert:**

- Play Karate Cat maths with BBC Bitesize:  
<https://www.bbc.co.uk/bitesize/topics/zjkphbk/articles/zf4sscw>

**I am a Scientist:**

- Watch a news update. **Click on the logo** and press 'News Update' to watch the latest video. Talk to a grownup about what you have seen, and ask lots of questions.
- Paleontologists are dinosaur scientists. Make an advert to describe a job vacancy. Don't forget to say what kind of personality qualities they will need e.g patience. As well as what kind of things the job involves. E.g researching
- Play BBC Bitesize dinosaur game:  
<https://www.bbc.co.uk/bitesize/topics/zdp4382/articles/znc3y9q>



**Spellings**

Each child should be able to read and write all the Year 2 common exception words by the end of Year 2. You can find them under the resources section on the Year 2 home learning page. Or press here:

Year 2 Common Exception Words						
after	child	every	half	move	plant	whole
again	children	everybody	hold	Mr	poor	who
any	Christmas	eye	hour	Mrs	pretty	wild
bath	class	fast	improve	old	prove	would
beautiful	climb	father	kind	only	should	
because	clothes	find	last	parents	steak	
behind	could	floor	many	pass	sugar	
both	cold	gold	mind	past	sure	
break	door	grass	money	path	told	
busy	even	great	most	people	water	

Practise them in a way that works best for your child. We recommend looking at the word, copying the word, and then covering the word to rewrite. You can make it fun by writing with a special pen, or in bubble writing or rainbow colours. Or hiding them on small pieces of paper around the house. You could choose a few to focus on each day.

Please email your work to [Year2@cavclosei.derby.sch.uk](mailto:Year2@cavclosei.derby.sch.uk)

Use these words to help your child develop a positive attitude to learning;

Determined

Keep trying


Reach for the stars

Can you think of another way?

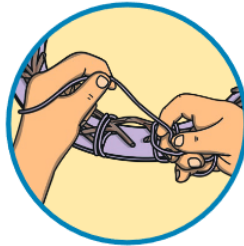
# How Can I Join?



flange



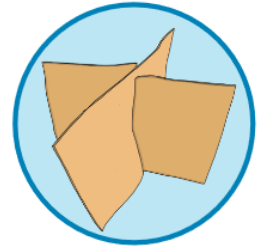
tabs



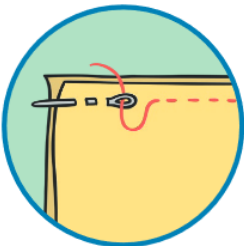
tie



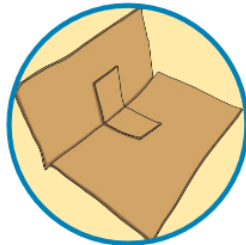
stick



slot




sew



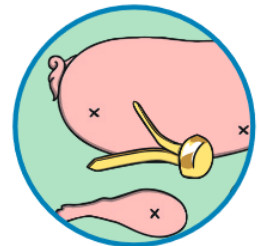
brace



tape



fold



split pin