

Foundation Stage 2

What can we see from the top of a lighthouse?
Summer 2

. WOW starter:
Create a beach
outside.



. WOW finisher:
Under the sea
dress up day.

Key Questions

Where does the sand come from?

Where does the water come from?

What can we see at the beach

What is a lighthouse?
What is it used for?

Who lives in a lighthouse?

Where is the nearest beach to us?

What do we take with us to the beach?

Who/what lives here?



High Quality Texts



Fiction



Multi-media

YouTube - Under the sea videos.






Core Texts



Non-Fiction

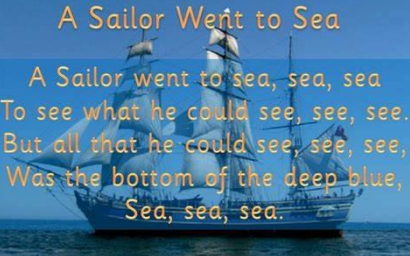


Rhymes and Songs

<p>The Ocean (Song to: 'Tere Jacques')</p> <p>I hear the ocean. I hear the ocean at the beach, at the beach. Crashing, splashing, foaming! Crashing, splashing, foaming at the beach, at the beach.</p> <p>I see sea gulls. I see sea gulls at the beach, at the beach. Flying, diving, fishing. Flying, diving, fishing at the beach, at the beach.</p> <p>Children laughing. Children laughing at the beach, at the beach. Jumping, swimming, building! Jumping, swimming, building at the beach, at the beach.</p>   	<p>I Went Swimming in the Ocean (Song to: 'The Bear Went on the Railroad')</p> <p>I went swimming in the ocean on a summer day. I went swimming in the ocean and kicked, and splashed and played. After lunch, we looked for seashells. I found three or four. You can hold one up to your ear and hear the ocean roar. Hear the ocean roar! Hear the ocean roar. You can hear the ocean roar, roar, roar. Hear the ocean roar! Hear the ocean roar. Hear the ocean roar, roar, roar!</p>  
--	--

A Sailor Went to Sea

A Sailor went to sea, sea, sea
To see what he could see, see, see.
But all that he could see, see, see,
Was the bottom of the deep blue,
Sea, sea, sea.



Challenge Time

1. Using a beach scene image, write about what they can see.

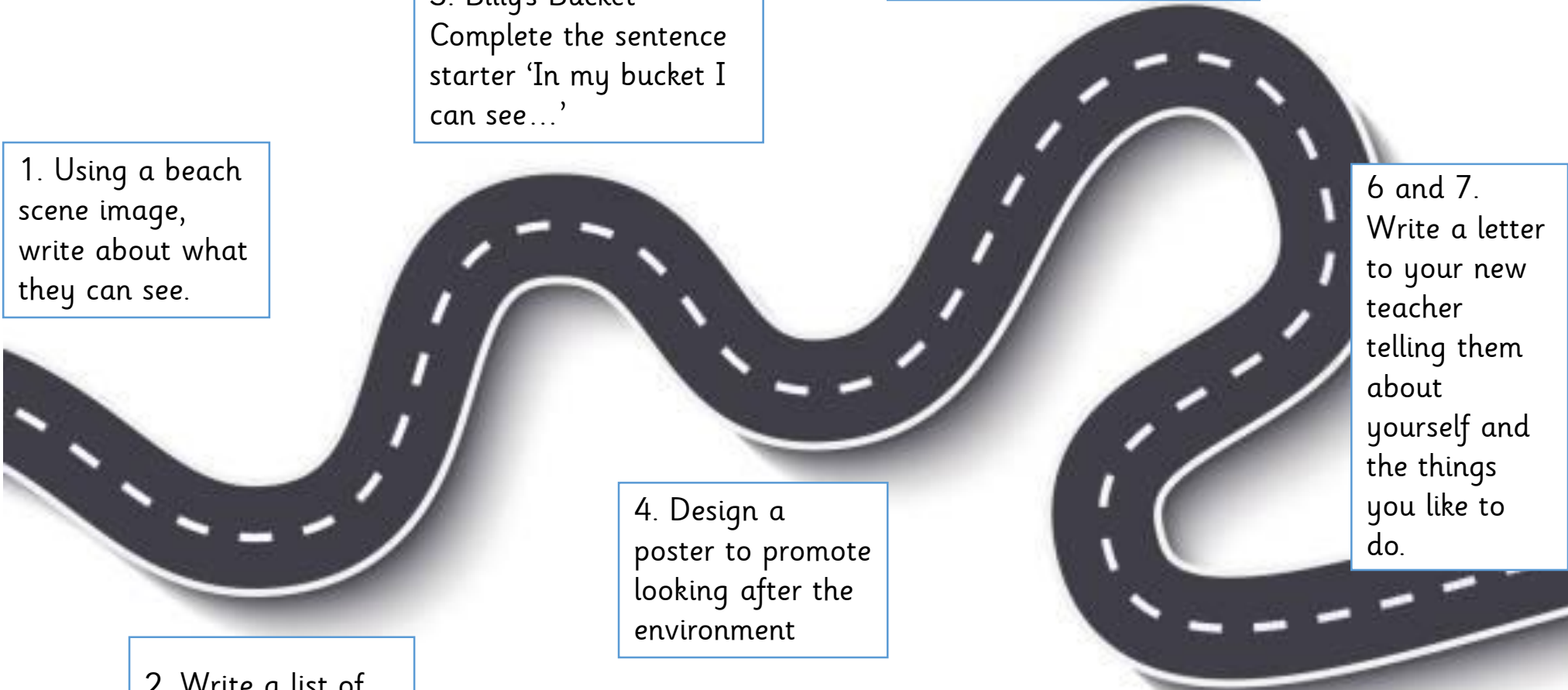
3. Billy's Bucket – Complete the sentence starter 'In my bucket I can see...'

5. Choose a friend to share a shell with and write something nice about them.

2. Write a list of instructions on how to make a sandwich.

4. Design a poster to promote looking after the environment

6 and 7. Write a letter to your new teacher telling them about yourself and the things you like to do.



Topic Specific Vocabulary


coast	A part of the land next to the sea.
lighthouse	A tower with a light to warn ships at sea.
Current	Water moving in a direction
Shore	The land across the edge of the sea.
Marine	Found in the sea

Using a map. Can you find the coast?



Exploring the coast.

What can we see from the top of a lighthouse?




Sticky Knowledge

What can you find at a beach?

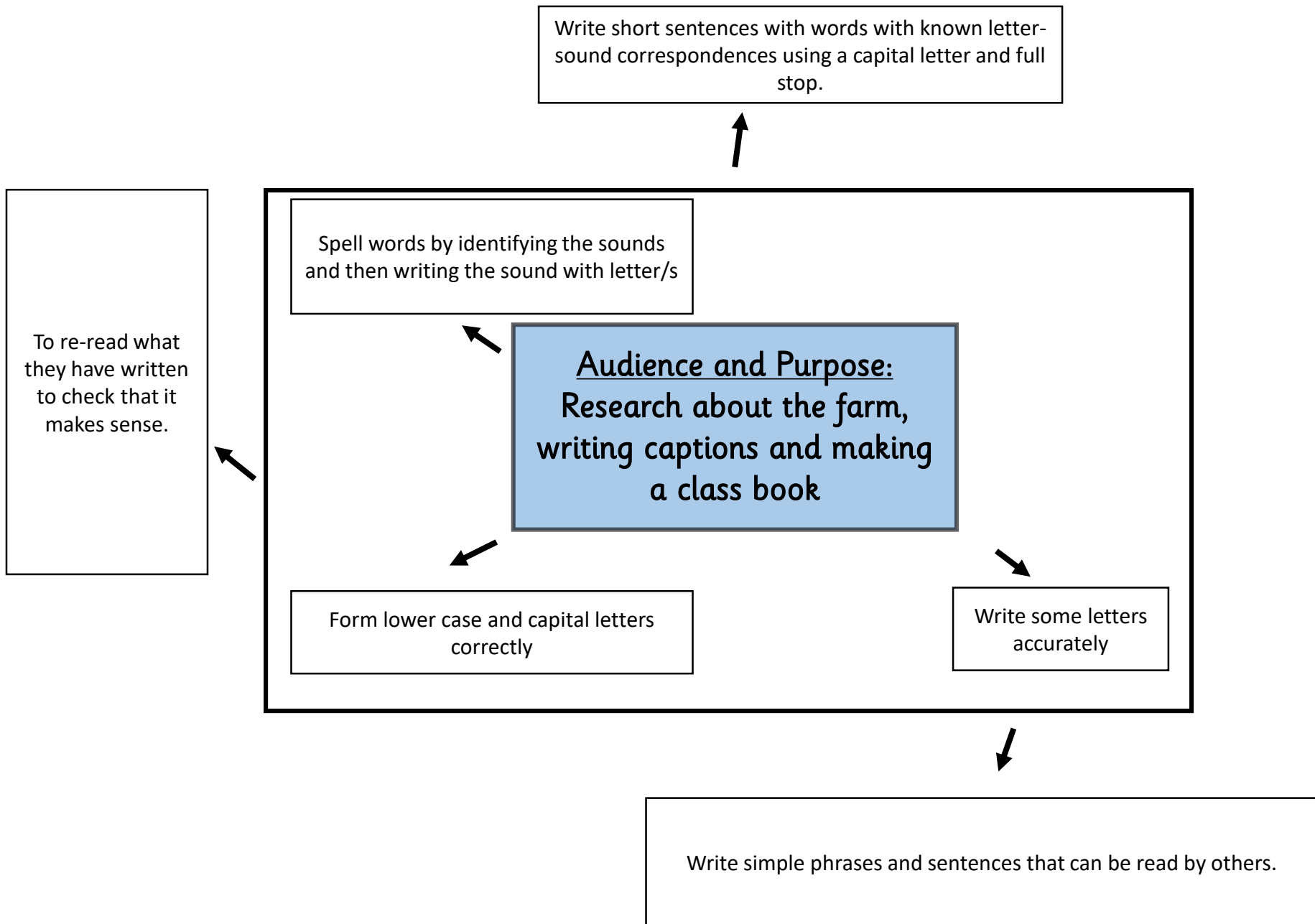
Where is the nearest beach to us?

Who and what lives at the beach?

Learn about a sea life- what they eat, what they look like and where they live.



Writing Features



What's outside
our classroom
window?

1. Write a sentence about
what they can see at the
beach.

4. Design a poster promoting
looking after the environment.

Summer 1 term

In English, we will
be writing...

2. Write a list of instructions
on how to make a sandwich.

5. Write something nice about
your friend.

3. Complete the sentence
starter 'In my bucket I can
see...'


6. Write a letter to your new
teacher telling them all about
yourself and interests.

We are creative

Make a...



Sketch a...



What can we see from the top of a light house?



Build a...



Construct a...



Design a ...



Plan a...



Dear Parents and carers,
Here is our topic for this half term. Please also see the Creative Homework sheet for ideas about supporting your child's Learning Journey. Have Fun!

Wow Event/Hook

Create a beach in the outdoor area.
Under the sea dress up day.

As Readers we will:

Develop expression when reading.
Learn new vocabulary linked to the topic.
For children to continue to enjoy a variety of books- both fiction and non fiction.

As Authors we will:

Write creative and descriptive stories linked to the stories we are reading in school.
Learn and embed the correct letter formation for all of the letter families.
Write names with confidence.
Write facts linked to under the sea.

As Scientists we will:

Explore floating and sinking.
Continue to make and record our predictions.

Sharing our learning



Exploring the seaside.

Key question:

What can we see from the top of a lighthouse?

As researchers we will:

Find out facts from under the sea.
Compare coastal areas from around the world.
To understand what a lighthouse is and what it is used for.

As a computer expert we will:

Explore the internet for facts.
Create a beach scene using the j2e software.

As Artists/Designers we will:

Make sun and sea safety posters.
Design and create a 3D light house.
Make sculptures made of sand.

As Mathematicians we will :

Count reliably with numbers from 1-20 and beyond.
Daily input- number of the week.
Practise writing our numbers correctly.
Explore capacity and size.
Explore odds and evens.

Reception Summer 2 term plan .



As Musicians we will:

Learn new songs that are linked to under the sea.
Use instruments to explore sounds of the sea.

As PE superstars we will:

Handle equipment and tools effectively and with increasing control.
Move confidently in a range of ways, safely negotiating space.
Understand how to keep safe and healthy.

As Citizens we will:

Learn how to care for our environment.
Explore how we can help prevent sea pollution!

Dear Parents and carers,

This term we are learning all about the seaside. Please support your child in choosing *at least one* project to complete. If you would like to do more, that would be great!

You can bring this into school whenever you have completed your project.

If you have any questions, please ask your child's class teacher.

Thank you for your support.

What can we see from the top of a lighthouse?



Project 1 – I am a Writer

Make your own post card and write a message on the back. You could even send this to a family member. Where would you write the address?

Project 2 – I am a Mathematician.

Fill different containers with water to show full, half-full and empty.

Creative Homework Summer 2 FS2

Project 3 – I am an Artist

Make a 3D boat or lighthouse using materials from around your home.

Project 4 - I am a Designer.

Design and create a flag to go on the top of a sandcastle.

Project 5 – I am a Scientist

Explore how you can prevent sea pollution. Make a poster to share your ideas.