



Year 1 – Home Learning – Summer 2

Where would you like to go on an adventure?

Dear Children.

Dear Children, We are sorry that you aren't able to be in school at the moment, but we hope you and your families are staying safe and well. Here you will find a plan for your home learning. To help you support your learning, we have set enough tasks to be completed over one week. This reflects the learning that is continuing to take place in school. Please contact us via email at year1@cavclosei.derby.sch.uk if you have any questions and to share photos of your child's learning.

Best wishes, from Miss Doxey, Mrs Merriman and Miss Marley.



Keeping safe,
happy and
healthy

PE

Don't forget to stay healthy by being active every day! Try out these active activities.

<https://www.youtube.com/watch?v=wSWz70DqHMI>

https://www.youtube.com/watch?v=oe_HDfdmnaM

<https://www.bbc.co.uk/teach/supermovers/pshe-super-mood-movers-ways-to-learn-and-play/ztwp6g8>

We are working on our personal skills in P.E, when you complete your exercise with a family member make sure you try to do the following:

'I can follow instructions and practice safely.'

'I can work on simple tasks by myself.'

R Time



Be like Brave Astrid

Be **confident** to try new challenges and learn from your mistakes!

Go on – You **CAN** do it!!

Use your R-Time manners and take turns with your grown up to draw a picture of pirate. Don't forget an eye patch, peg leg and hook.

Think about our 'Strength cards that we share in class. Can you think of your own, 'I can' sentence. *'I can be a good friend, I can show respect to others.'*

Wellbeing

We all have to look after ourselves, not just because of the current situation but all the time. Care for your body AND your mind.

Try to do things like mindful colouring. Talk to your family about what makes you feel **'in the green and ready to learn.'** Take the time **every day** to talk about your feelings.



I am a Speaker

Talking is so important. It can help in all areas of our learning.

Please visit National Literacy Trust 'Words for Life' for more information and ideas: [Words for Life](#) | [National Literacy Trust](#) | [Words for Life](#)

- Have a look around your house can you find every colour in the rainbow? How does each colour make you feel?









I am a Reader
Read every day!

Reading every day is the key to success.

If you have your school reading books with you please practise reading them. Don't forget reading them more than once helps confidence and reading for fluency.

Your child has been given their own password and login for Big Cat Collins ebooks just like we have in school. Please login to the catalogue and enjoy reading the books your teachers have put on there for you.

Use the VIPERS sheet to answer challenging questions to develop your understanding of what you have read.

 Vocabulary	 Inference	 Prediction	 Explanation	 Retrieval	 Sequencing
What does the word...mean in this sentence? Put your finger on a word that means... Which other words could you use to describe...?	Why was... feeling like this? Why did... happen? How does...make you feel?	What is this book going to be about? What do you think will happen next? What happened before? What happened after?	Who is your favourite character? Why? Would you like to live in this setting? Why? What would you change about this story?	What kind of text is this? What happened when...? Where did...? Why did... happen ?	What was the first thing that happened in the story? Put these 5 events from the story in order. What happened after?









Please also practise your common words:

to	the	by	are	she	we
me	be	you	they	some	little
out	love	of	into	have	what
when	ago	all	was	were	there
one	our	my	he	said	once
oh	friend	where	their	house	so
school	ask	do	today	like	come
push	pull	full	your	says	go



Be a Phonics Superstar!

This half term we are learning to read alternative graphemes that make the same sound.

air		are		ear		ere	
							
							

Words that end in 've' that makes the 'v' sound.

serve	They serve the best steak in town.
nerve	It takes a lot of nerve to swim with sharks.
active	My grandpa is very active despite his age.

Words that end in 'ore' that makes the 'or' sound.

The /or/ Sound Family			
or	ore	aw	au

Words containing the prefix –un

zip	unzip
well	unwell
fold	unfold
pack	unpack
even	uneven
kind	unkind
happy	unhappy



I am a Writer

Read and listen to some facts and adventures about 'Robin Hood' story on this link:
<https://www.youtube.com/watch?v=x2l2VIlh15M>

- Create a 'WANTED' poster for Robin Hood. Write a description of what he looks like and some of his characteristics.

E.g. He is a skilled archer and carries a bow and arrow. His group of friends are called the merry men. He wears long brown boots and his clothes are green.

Read and listen to the story of 'The Pirates Next Door' on this link:
<https://www.youtube.com/watch?v=QamzY39CT6o>

- Turn yourself into a pirate and write a description of yourself. What do you look like?

E.g. My name is Jolley ____ I have a shiny hook on one hand and a black eye patch. I wear a red spotty bandana and I have a big golden earring.



Reach for the stars – can you use lots of adjectives in your descriptions.

Handwriting

- Please practise all of the lower and upper case letters especially any that you find tricky. Click on the link to warm your fingers up, ready to do your best handwriting
https://www.youtube.com/watch?v=r2tBH_XyeJc
Remember, to have perfect handwriting we must sit up straight and have a sharp pencil. Use the chart below to help you write the letters correctly.

Aa Bb Cc Dd Ee Ff
 Gg Hh Ii Jj Kk Ll Mm
 Nn Oo Pp Qq Rr Ss Tt
 Uu Vv Ww Xx Yy Zz



I am a Mathematician

This half term we are working with numbers to 100:
[Unit - Oak National Academy \(thenational.academy\)](https://thenational.academy)

Learning about time:
[Unit - Oak National Academy \(thenational.academy\)](https://thenational.academy)

Learning about money:
[Unit - Oak National Academy \(thenational.academy\)](https://thenational.academy)



Challenge Time

- **I am a Scientist:**
 ReachOut Reporter. Follow this link to watch the report.
 Talk about what you have seen. Which report was your favourite? Why?
[Twig Science Reporter](#)
- **I am an Artist**
 Paint your own pirate treasure using different objects to paint and print with eg sponges, bottle tops, lego bricks etc. Can you use them in different ways to create different effects?
- **I am a Geographer**
 Locate Nottingham on a map of the UK. Explore the Nottingham castle website. Talk about the features we see following our visit.
- **I am a Historian**
 Find out about famous adventurers from the past – Neil Armstrong, Robin Hood, Blackbeard. What interesting facts can you find out about them?
- **I am a Musician**
 Create a sequence of sounds using a picture of a treasure island as a stimulus. You can use body percussion, instruments or everyday sounds and objects
 Eg sea – water in a bottle, palm tree leaves – waving paper or fabric, walking in the sand – stamping feet on carpet or rug etc.



Use these words to help your child develop a positive attitude to learning;

Determined

Keep trying

Reach for the stars

Can you think of another way?

