



Year 2 – Home Learning – Spring 2

Dear Parents/Carers and children.

Here is your child's home learning plan. To help you support your child's learning, we have set enough tasks to be completed one a day in each subject by your child whilst they are away from school. This reflects the learning that takes place in school.

Please contact us via email at year2@cavclosei.derby.sch.uk if you have any questions and to share photos of your child's learning- your teacher will look forward to hearing from you and send you a reply.

There are 2 levels of learning. Please reach for the stars and complete the Star tasks ★. If your child is finding this too challenging then Earth tasks 🌍 have been provided to do instead.

Best wishes, from Year 2 Team.

Be like Brave Astrid Be **confident** to try new challenges and learn from your mistakes! Go on – You **CAN** do it!!



This half term's topic is:

Plants-

How does it grow?



You can also find all the home learning and resources on the school website here:

<https://www.cavclosei.derby.sch.uk/year-2-home-learning/>

Find activities that are fun AND educational at Education City Press here:



Don't forget to READ EVERYDAY! Press here for Collins Big Cat school reading books.



Have fun upgrading your Robot and practising your maths skills on Numbots. Press here:



Keeping safe, happy and healthy

PE

Don't forget to stay healthy by being active every day. Enjoy these activities:

- Can you pretend to grow like a tree? You can make up some different moves to show how the tree changes through the seasons.
- Do some tree yoga: https://www.youtube.com/watch?v=L8eMSTZ1LbI&t=667s&ab_channel=CosmicKidsYoga
- Make up a dance to your favourite music.
- Choose a Jack Hartman video to learn while you move: <https://www.youtube.com/user/JackHartmann>
- Or BBC Supermovers: <https://www.bbc.co.uk/teach/supermovers/ks1-collection/zbr4scw>
- Go Noodle https://www.youtube.com/results?sp=mAEB&search_query=go+noodle and Just Dance https://www.youtube.com/results?search_query=just+dance are also very popular with the children

R Time

Using R-Time manners talk about:

Give a gold star to someone at home. What makes you smile about them? They could make one for you. Were you surprised by what they said?

We all have to look after ourselves, not just because of the current situation but all the time. Care for your body AND your mind.

Look at posters for more information under 'Resources to Support Mental and Wellbeing' on the school website here: **Press the picture**



I am a Speaker

Talking to your children is so important. It can help them in all areas of their learning. Please visit National Literacy Trust 'Words for Life' for more information and ideas:

<https://wordsforlife.org.uk/>

*Play a word game where you take turns. For example name a food for every letter of the alphabet.



I am a Reader
Read every day!

➤ Reading every day is the key to your child's success.

- Your child has been given their own password and logins for Big Cat Collins ebooks just like we have in school. Login to read a new book or re-read your favourites. Don't forget reading a book more than once helps confidence and reading for fluency.
- Shared reading – read the document 'The Mighty Oak Tree' (on school website)
- With an adult's help if needed
- Independently.



Answer the questions to show your understanding of what you have read. Use your VIPER reading skills: vocabulary, infer, predict, explain, retrieve, sequence.




I am Word Wise

➤ In school we practise recognising, blending and segmenting words **daily**. This is because reading is very important and the foundation to all subjects.

- Please practise: your sounds on the Big Cat Collins Letters and Sounds Graphemes chart. This is the foundation to all reading.



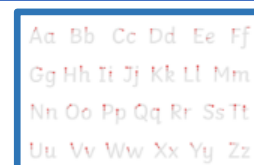
Press the picture here:

- After reading the letters and sounds chart if there are any sounds that your child is not confident with please pick the video to practise the sound from this website:
<https://lettersandsounds.org.uk/>




I am a Writer

- Handwriting practise:
Press the picture to see a poster to help you form them correctly and start from the right place:
Remember to check how you are sitting and holding your pencil.



- Research British plants and trees. Can you make a non-fiction book to teach others about the different types. Your book will need a front cover - don't forget an eye-catching picture and include who the author is! On the back cover you can write a book 'blurb'. You could include labelled diagrams describing the plant/tree features. For example they have different names, bark, leaf, and flower.



- Label your picture

- You can give more description in your writing by using expanded noun phrases. (See an explanation video here if you're not sure what these are: <https://www.bbc.co.uk/bitesize/articles/znpgwv>) If you use 3 adjectives you can use commas, for example a label could be: yellow, pointy and crunchy leaves. You could watch this video and take the quiz to help you learn the parts of a plant:

<https://www.bbc.co.uk/bitesize/topics/zpxnyrd/articles/z3wpsbk>

- Go for a walk locally. Write about your walk. Talk about what you could see, smell, hear, taste, touch. Did you see any plants or trees? Extend your sentences with subordinating conjunctions: because, when, so that, if. Watch this video to get you started:



<https://www.bbc.co.uk/bitesize/topics/zpxnyrd/articles/zw2y34j>

- Write an article for a Gardening magazine. Give tips on what a plant needs to grow and how to look after it. You can get some ideas from the information here:



<https://www.bbc.co.uk/bitesize/topics/zpxnyrd/articles/zxxsyrd>



I am a Mathematician

- Our next maths topic is 'multiplication and division'. Please follow the link to visit Oak National Academy for your Lessons on this subject. Please aim to do one lesson a day.
<https://classroom.thenational.academy/units/multiplication-and-division-5a7b>
- With adult support
- Independently



Challenge Time

I am an artist and Designer:

- When you go on a nature walk collect things like leaves, flowers (only if they have fallen – please don't pick them), sticks, bark, moss. (also keep them for the science challenge below). Make careful studies of them when you get home. Use what art materials you have – start with a detailed sketch. Try doing them in different scales, for example extra large or miniature.
- Design a seed packet. Invent a new flower from your imagination and think about information you need to include. What name would it have? What would it look like? How would you need to look after your new plant.



I am a RE expert:

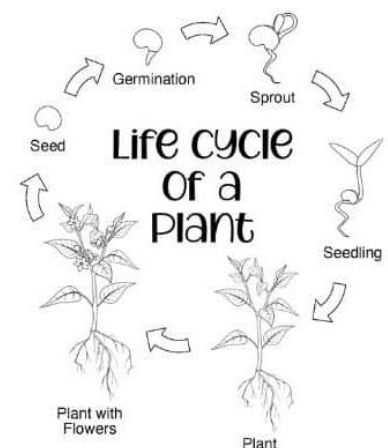
- In April its Easter, which is a Christian celebration. Research about Easter and share with a family member what you found out. For example how Christians celebrate it and what they believe.

I am a maths expert:

- Play Karate Cat maths with BBC Bitesize:
<https://www.bbc.co.uk/bitesize/topics/zjkphbk/articles/zf4sscw>

I am a Scientist:

- Watch a news update. **Click on the logo** and press 'News Update' to watch the latest video. Talk to a grownup about what you have seen. Ask lots of questions.
- Watch this video on the life cycle of plants and take the quiz: <https://www.bbc.co.uk/bitesize/topics/zpxnyrd/articles/z2vdjxs> Can you make a poster to show people 'The Life Cycle of Plants'.
- David Attenborough is famous scientist and broadcaster – that means he talked about nature in tv programmes. Can you pretend to be a scientist and make a TV programme on plants or trees in your garden/ outdoor space, and carefully describe what you see? With parents' permission maybe you could film it.
- Collect your things found on a nature walk. Sort them into 3 piles: living, dead, non-living (never alive).



Spellings

Each child should be able to read and write all the Year 2 common exception words by the end of Year 2. You can find them under the resources section on the Year 2 home learning page.

Or press here:

after	child	every	half	move	plant	whole
again	children	everybody	hold	Mr	poor	who
any	Christmas	eye	hour	Mrs	pretty	wild
bath	class	fast	improve	old	prove	would
beautiful	climb	father	kind	only	should	
because	clothes	find	last	parents	steak	
behind	could	floor	many	pass	sugar	
both	cold	gold	mind	past	sure	
break	door	grass	money	path	told	
busy	even	great	most	people	water	

Practise them in a way that works best for your child. We recommend looking at the word, copying the word, and then covering the word to rewrite. You can make it fun by writing with a special pen, or in bubble writing or rainbow colours. Or hiding them on small pieces of paper around the house. You could choose a few to focus on each day.

Please email your work to Year2@cavclosei.derby.sch.uk

Use these words to help your child develop a positive attitude to learning;

Determined

Keep trying

Reach for the stars

Can you think of another way?