



# Year 1 – Home Learning – Spring 1 2022

Dear Parents/Carers,

## Happy New Year to you and your family! 😊

We are sorry that we will not see you in school, but we hope you and your families are staying safe and well. Here you will find a plan for your home learning. This home learning is for the Spring 1 term. This reflects the learning that is continuing to take place in school. We are learning all about castles. Our topic is called 'What's inside the castle's walls?'

Please contact us via email at [year1@cavclosei.derby.sch.uk](mailto:year1@cavclosei.derby.sch.uk) if you have any questions and to share photos of your child's learning.

Best wishes, from Year 1 Team.

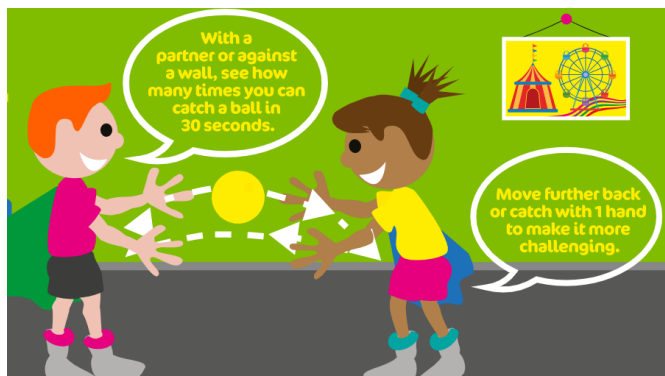
- Remember to log on to [Collins e-books](#), [Education City](#) and [Numbots](#) to embed your learning.

**GROW HAPPY**  
  
**Keeping safe,**  
**happy and**  
**healthy**

**In P.E we are practising our co-ordination skills!**

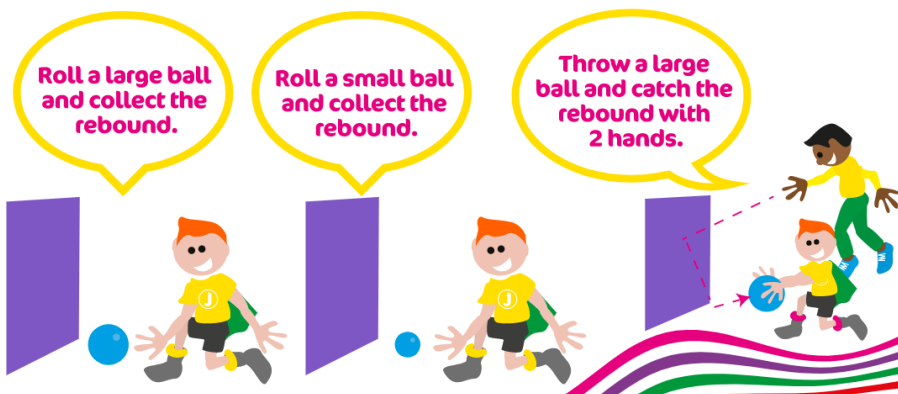
**Sending and receiving different sized balls.**

Here are some games for you to have a go at with a partner, you will need a ball.



Remember it is really important to do a little bit of exercise each day to help us to feel good. There are lots of 'Just Dance' workouts on youtube that are fun for all the family. Go on, have a go!

**With right and left hand, against a wall or with a partner:**














## I am a Speaker

Talking to your children is so important. It can help them in all areas of their learning. Turn off the television and digital devices and spend 10 minutes answering each of these questions together. You could search for a picture of a castle on google and talk about its features together.

Some good questions we will explore are:

- [Where do you find castles?](#)
- [What are castles made from?](#)
- [Who lived in castles?](#)
- [What famous castles are in the UK?](#)

<b>Castle</b>	A castle is a strong building. An important person such as a king or a ruler would have stayed there.	
<b>Battlements</b>	The battlements are the square shaped openings at the top of the castle walls. The openings were used to shoot out from and stand behind for protection.	
<b>Drawbridge</b>	The drawbridge is lowered over the moat to allow people to get into the castle.	
<b>Dungeon</b>	A dungeon is a strong prison cell, which is normally underneath a castle.	
<b>Moat</b>	A moat is a deep ditch that goes all the way around a castle. It could be filled with water. The moat makes it difficult for enemies to invade the castle.	
<b>Knight</b>	A knight normally wore a suit of armour. They used this to protect their bodies when fighting.	
<b>The keep</b>	The keep was a safe place within the castle where people could go if it came under attack.	
<b>The portcullis</b>	The portcullis is a heavy metal grid which can be lowered over the entrance to the castle to stop people getting in easily.	
<b>Arrow slits</b>	Arrow slits were used by knights to shoot out at their enemies. As the slits are long and slim, it makes it harder for enemies to shoot into them.	



## I am a Reader

**Read every day!**

Reading every day is the key to your child's success.

It is really important that you try to read your school books every day. Remember reading them more than once helps to build confidence and fluency. You have been given your own password and logins for Big Cat Collins ebooks just like we have in school - login to read a new book or re-read one of your favourites.



[Collins Ebooks \(collinsopenpage.com\)](http://collinsopenpage.com)

One of our books we will be reading this half term is 'How to catch a Dragon'. Use this link to watch this story being read on youtube.



[How to Catch a Dragon - Bedtime Story Read Aloud - \(Caryl Hart and Ed Eaves\) "Albie!" - YouTube](#)

Can you remember all your sounds? You can find a grapheme chart on our school website.

This half term we will be practising blending to read with all the graphemes we have already learnt and we will be learning these new graphemes:




These games are free to access from home on **Phonics Play**. Click on the pictures to go the website. Have a go at playing these games, choose phase 5 and select the graphemes above to practise blending.

[PhonicsPlay](#)



**I am a Writer**



Handwriting- Lower and Upper case letters.

Remember that it is really important to sit up properly on a chair with your feet on the floor for your best handwriting. Make sure your pencil is sharp and that your letters sit on the line. Look at the handwriting sheet above to make sure you write the letters correctly.



**Reach for the stars:** Can you write some of our key vocabulary words? Can you write all the letters correctly? Which words always need a capital letter at the beginning?

**Knight, Queen, King, wall, moat, dungeon**

Writing

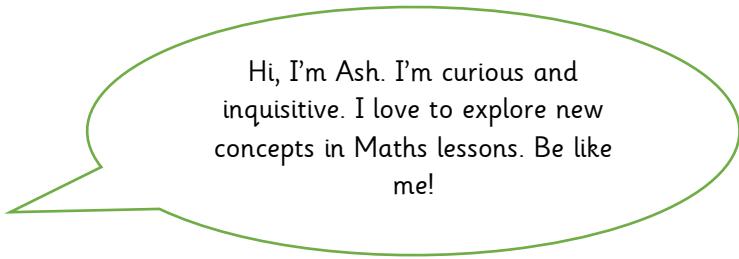

- ❖ Write a story pretending that you are a King or Queen who lives in a castle. What other characters could there be in your story?
- ❖ Write a letter to your teachers pretending you are a Knight that worked in the castle, what might you say? Can you tell them all about your job?

- ❖ Write questions to find out more information about castles? Remember to use the words 'why, what, when and how'.



I am a

**Mathematician**



You can use any items around your home to add and subtract with; pegs, lego pieces, crayons. Make sure you count out the right amount. You may need a numberline to help you.



Numberblocks is fantastic for helping to recognise amounts. Click on the picture to go to [bbc iplayer / cbeebies](#) to explore all of the Numberblocks episodes, songs and puzzles!

[BBC iPlayer - Numberblocks](#)



**Challenge**

**Time**

- **I am an Artist:**  
DT: Make a shield using various DT materials from around your house. You could use left over cardboard from Christmas and decorate.
- Construct your very own castle. What would your castle be called?  
Art: Sketch a person that might have lived in a castle a long time ago. What would their clothes look like?



- **I am a Musician:**  
There was lots of music played in castles by musicians in Medieval and Tudor times. Click on the picture to go the BBC radio website and listen to the different tunes from Tudor times.
  - Which piece of music do you like best? Why?
  - Do you recognise any of the instruments that are playing?
  - Can you create a dance for the different pieces of music?



[Tudor music - BBC Teach](#)

- **I am a Scientist and a Researcher:**

Have a look at the latest report on [ReachOut Reporter](#). There is a new story every Thursday. Go to explore the story watch the video. Follow the link



<https://www.reachoutreporter.com/>

- **I am a Historian:**

Find out about our Royal Family. Who is in the Royal family? What are their names and what do they do? Where do they live?

There are lots of Castle and Knights videos to explore on the following link.

<https://www.bbc.co.uk/teach/class-clips-video/history-ks1-castles-and-knight-home/z2w4bqt>



- **I am a Geographer:**

Find out what castles there are around the UK. What are they called? Can you locate them on a map?

- **I am a performer:**

Can you pretend that you are a member of the Royal family and perform to your family? Use a freeze frame! What would you say? How would you speak?

**Use these words to help your child develop a positive attitude to learning:**

**Determined**

**Keep trying**

**Reach for the stars**

**Can you think of another way?**

Remember to stay safe and we will look forward to seeing your happy, smiling faces very soon!

Best wishes from,

Miss Doxey, Mrs Merriman and Miss Marley.