



Year 1 – Home Learning – wc 20.12.21

Dear Parents/Carers,

We hope you and your families are staying safe and well. Here you will find a plan for your home learning. We have set enough tasks for three days.

Please contact us via email at year1@cavclosei.derby.sch.uk if you have any questions and to share photos of your child's learning.

Best wishes,

From The Year 1 team.

Remember to log on to [Collins e-books](#), [Education City](#) and [Numbots](#) to embed your learning and have a go at the weekly homework challenges which have been sent out to you electronically.



This week we are learning about Christmas!



Keeping safe, happy and healthy

PE

Don't forget to stay healthy by being active. Join in with this Christmas themed yoga session to keep yourself active!



R Time



Be like Curious Ash

Enjoy being a detective and finding out new things.
Explore and ask deaver questions.

Go on – You **CAN** do it!!

Using R-Time manners

With someone in your family work together to draw a picture of a Gingerbread House. Take it in turns to draw parts of the picture. Support each other and say what your family member has done well.

We all have to look after ourselves, not just because of the current situation but all the time. Care for your body AND your mind. Remember to do some exercise every day.



I am a Reader
Read every day!


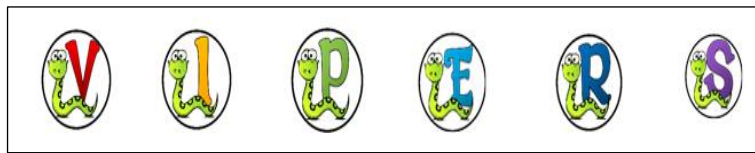
Reading every day is the key to your child's success. If you have your school reading books with you please practise reading them. Don't forget reading them more than once helps confidence and reading for fluency.



Your child has been given their own password and logins for Big Cat Collins ebooks just like we have in school- It is the same as in reception- login to read a new book or re-read your favourites.

Shared reading – read the 'Jingle Bells' song with an adult's help if needed. Answer the VIPERS questions to show your understanding of what you have read.

<https://www.cavclosei.derby.sch.uk/year-1-home-learning/>



This week we are practising blending to read with all the graphemes we have learnt this term.

These games are free to access from home on **Phonics Play**. Click on the pictures to go to the website. Have a go at playing these games at phase 3, 4 or 5.



Have a go at sorting the words in the present sorting game at the bottom of the page. Can you find all the real words to put on Santa's sleigh?



I am a Writer

Writing

- Go on a treasure hunt around your house. Find an object that begins with each letter of the words HAPPY CHRISTMAS. eg Hat, Apple, Pen, Pot, Yoghurt. How many things can you find?
- Have a go at writing some Christmas captions to match the pictures on the sheet below.

Remember to use finger spaces, capital letters and full stops. Can you make your handwriting small and neat?



I am a Mathematician

Please follow this link to go to our Maths activities for this week.

[Y1-HL-Autumn-Block-4-Place-value-within-20-2020.pdf \(whiterosemaths.com\)](https://www.whiterosemaths.com/Y1-HL-Autumn-Block-4-Place-value-within-20-2020.pdf)

If you can access a paper copy please complete the activities in the booklet. If you do not have a paper copy then please answer as many questions as you are able to using your own paper and pencil.



Challenge Time

- **I am an Artist:**
Create your own Christmas decoration using things you have around your house eg tin foil, kitchen roll, cotton wool, stickers. You could use things from your recycling like cereal boxes, kitchen / toilet roll tubes etc. Remember to make your decoration look beautiful by using pens, paints or collage.
- **I am a Musician:**
Which is your favourite Christmas song? Practise singing it and ask your adult to record you singing it on video. Can you add some of your own dance moves?
- **I am a Scientist and Geographer:**
Watch the Winter live lesson from the BBC to learn all about the season of Winter. Click on the picture below to watch the video.



Use these words to help your child develop a positive attitude to learning:

Determined

Keep trying

Reach for the stars

Can you think of another way?



Christmas Caption Writing



Write a caption to match the picture.

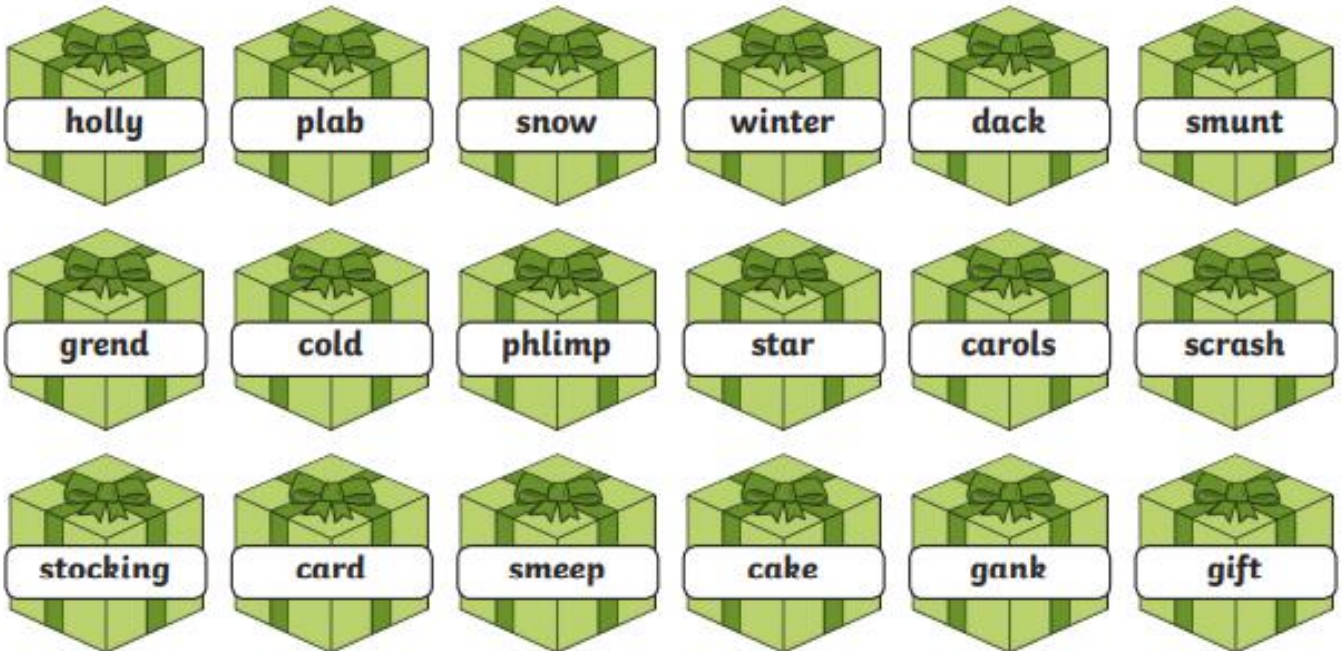






Phonics Present Sorting

Help Santa to sort these presents. Some of them are real words so they need to go into his sleigh. Some of them are fake words so they need to be thrown into the fire. Draw lines to show where the presents should go and then write some Christmas sentences using the real words.



real



fake