









Reception Home Learning – Spring 1 2022

Dear Parents and Carers,

We are sorry that we will not see you this week, but we hope you and your families are staying safe and well. Here you will find a plan for your child's home learning. We hope you find this home learning useful to share time together and understand what we will be learning at school this week. Please support your child to learn at home if they are absent from school. Please share your child's success at home by emailing reception@cavclosei.derby.sch.uk.

 <p>Keeping safe, happy and healthy</p>	<p>Take care of your family, friends and yourself.</p> <p>Access the Kindness Poster on the school website or click the link; https://www.cavclosei.derby.sch.uk/wp-content/uploads/2021/01/Kindness-Poster.pdf</p>	<p>Make time to be active every day!</p> <p>Enjoy taking part in Joe Wicks 5 Minute Move! https://www.youtube.com/watch?v=fAUckPMJKSY</p> <p>HAVE FUN!</p>	<p>Exercise Challenge!</p> <p>Can you create your own active workout? At school we have been learning how to move our bodies in different ways. Choose 5 movements and teach them to your family. Have fun!</p>
 <p>I am a Speaker</p>	<p>Talking and playing with your child is the best way for your child to learn</p> <p>Please look at the website below for ideas and information on how you can help your child to learn.</p> <p>Small Talk - https://small-talk.org.uk/</p>		
 <p>I am a Reader Read every day!</p>	<p>We are learning all about 'Traditional Tales' this half term.</p> <p>Listen to Miss Brown read 'The Three Little Pigs' by following this link. https://youtu.be/WVSpADUQoJo</p> <p>What were the 3 houses made of? Which one was the strongest? Retell the story to a grown up. What was your favourite part of the story? Why?</p> <p>Have a go at reading some of your reading books using your Collins Ebook login. Remember to share bedtime stories every day! Children have their own login to Collins Ebooks.</p>		
 <p>I am Word Wise</p>	<p>Practise your listening, blending and segmenting skills by following the Spring term Phonics lessons below. Spring Term Reception lessons - YouTube</p> <p>This term we will be learning phase 3 phonemes: ai, ee, igh, oa, oo, ar, or, ur, ow, oi, ear, air, ure, er Can you look for the graphemes we have been learning in your books at home?</p>		
 <p>I am a Writer</p>	<p>Practise writing your name every day!</p> <p>Use the link to the letter formation poster on the school website: https://www.cavclosei.derby.sch.uk/wp-content/uploads/2020/05/Letter-formation-sheet.pdf</p> <p>Can you have a go at segmenting and writing these words- wait, jeep, high, goat, boot, hook, bar, sort, burp, cow, oil, near, pair</p>		
 <p>I am a Mathematician</p>	<p>We have been learning about numbers to 10.</p> <p>Key Vocabulary: 1-10, tens frame, count, how many, total, altogether, count forwards, count backwards, same, different, odd one out, more, fewer, collections, group, dice, method.</p> <p>Have a go at completing the following challenges:</p> <ul style="list-style-type: none"> • Create your own set of number flashcards 0-10. Practise daily putting them in the correct order. • Collect 10 objects from around your home or garden. Using your flashcards, pick 1 number. Collect that number of objects from your group of 10. • Go on a number hunt around your house. What numbers can you find? • Count forwards and backwards when you go and down the stairs. • Access Numbots every day for 5 minutes to support your child's maths fluency. • Access the activities set on Education City to consolidate prior learning. • Keep working hard practising your number formation! 		



Challenge Time

I am an Artist

BE CREATIVE!

Create a wolf mask. Think carefully about what resources you will use, and practise using your super cutting skills.

We can't wait to see a picture of your creation!



I am a Scientist

Use objects around your home or garden to build 3 houses for the little pigs. Make a prediction which house will be the strongest. Can you blow them all down? Which is the strongest material? Why? Did you guess correctly?



Use these words to help your child develop a positive attitude to learning;

Determined

Keep trying

Reach for the stars

Can you think of another way?

