



# Nursery Home Learning – Autumn 1 ‘This is Me!’

Dear Parents and Carers,

This term we are learning all about ourselves and our family. Please use this home learning sheet to support your child to learn at home.

We would love you to share your learning with us. Send photos to [nursery@cavclsoei.derby.sch.uk](mailto:nursery@cavclsoei.derby.sch.uk)

If you have any questions, please ask your child’s teacher.

Thank you for your support.



**Keeping safe,  
happy and  
healthy**

## Make time to be active every day!

The children particularly like this one and find it very funny. Enjoy doing it at home too. This song helps develop core strength to support sitting and standing up with control.

**Sticky Kids - ‘Stand Up, Sit Down’**

[https://youtu.be/mFJuCpbKe\\_A](https://youtu.be/mFJuCpbKe_A)



**I am a Speaker**

## Talking and playing with your child is the best way for your child to learn

Please look at the website below for ideas and information on how you can help your child to learn.

Big Little Moments - <https://www.abetterstartsoutheast.co.uk/biglittlemoments>




**I am a Reader  
Read every day!**

## Children who read every day, do better at school than children who do not read every day.

Share at least one story you both enjoy every day. Point to the words as you read. Encourage your child to turn the pages one at a time and talk about the pictures.



**I am Word Wise**



## Listening to and describing sounds helps your child develop listening skills.

Read ‘Peace at Last’ by Jill Murphy, together.

<https://youtu.be/9U9y35kWBvM>

Spend time together listening for sounds around your home and garden. You could even record the sounds you hear on your phone and listen to them later. Can your child remember what made the noises?




**I am a Writer**

## Enjoy drawing and colouring every day.

Give your child opportunities to draw every day. Use pens, pencils or even draw with paint using water on a path or fence.

Try to do DOUGH DISCO every day to build strong fingers. Follow the link below to learn more about Dough Disco which was developed by Shonette Bason and understand why this is so important for your child. (Be warned; she is very extrovert!) You will feel more confident to support your child at home. <https://youtu.be/QLg4NV3KipU>



**I am a  
Mathematician**

We have been comparing objects and learning words to describe size, colour and shape. Tidy up time is a great time to teach your child how to sort. Here are a few ideas to help your child learn to sort.

**Sorting a collection of objects based on one attribute-Oak National Academy**

<https://classroom.thenational.academy/lessons/sorting-a-collection-of-objects-based-on-one-attribute-70r32t>

**Just Like Me - Week 1 White Rose Maths**

<https://whiterosemaths.com/homelearning/early-years/week-1/>

**Just Like Me – Week 2 White Rose Maths**

<https://whiterosemaths.com/homelearning/early-years/week-2/>



### Challenge Time

## Make Play Dough with Mrs Howett

[https://youtu.be/Wn\\_j76W0PAE](https://youtu.be/Wn_j76W0PAE)

Follow the link to make playdough. This recipe uses flour, water and salt so can be easily cleaned and hoovers up when dry!

There are also some ideas on the next page to keep you and your little one busy...have fun!

Use these words to help your child develop a positive attitude to learning;

Determined Keep trying Reach for the stars

Can you think of another way?



Dear Parents and carers,

This term we are learning all about ourselves and our family! Please support your child in choosing *at least one* project to complete. If you would like to do more, that would be great!

We would love you to share your learning with us. Send photos to [nursery@cavclsoei.derby.sch.uk](mailto:nursery@cavclsoei.derby.sch.uk)  
If you have any questions, please ask your child's class teacher.

Thank you for your support.

## This is Me! - Families



**Project 4 - I am an Historian**  
Make a book about your family or create a family tree.



### Project 1 – I am a Writer

Write your name using autumn leaves, acorns and twigs.



## Creative Homework Autumn 1 Nursery


### Project 2 – I am a Mathematician

Make 3 character puppets based on the traditional stories we have read



### Project 3 – I am an Artist

Draw or paint your family.



### Project 5 – I am a Storyteller

- The Three Little Pigs - Building houses using lego and duplo. Talk about making the house strong, with windows, a door and a roof.
- Goldilocks and the Three Bears - Make porridge together. Add different flavours and act out the story using different voices for each of the bears
- The Three Billy Goats Gruff - Make a bridge using card or lego. When you are out and about can you quiet and loud footprints like the goats?