



Year 2 – Home Learning – Autumn 1

Dear Parents/Carers, Welcome to your child’s home learning hub! Although you are at home please keep up with the good work, as these tasks reflect what is being taught in school. Try to choose a balance and variety of all the challenges each day with phonics, maths and writing as a focus. And of course reading your book daily, if you have it, or accessing it on the Collins Big Cat website linked below.

Please email your work or any queries to your teacher:
year2@cavclosei.derby.sch.uk

Remember, some home learning challenges have different levels: Everyone should access ★ activities, or if your child requires something at an easier level please have a go at 🌍 activities.
Best wishes, from Year 2 Team.

Be like Brave Astrid

Be **confident** to try new challenges and learn from your mistakes!



Go on – You **CAN** do it!!

Find activities that are fun AND educational at Education City Press here:



Don’t forget to READ EVERYDAY! Press here for Collins Big Cat school reading books.



All daily home learning challenges and resources can be found on the school website. Press here:



Keeping safe, happy and healthy

PE

Don’t forget to stay healthy by being active every day. Enjoy these activities:

- Make up a dance to your favourite music.
- Do some cosmic yoga: <https://www.youtube.com/user/CosmicKidsYoga>
- Choose a Jack Hartman video to learn while you move: <https://www.youtube.com/user/JackHartmann> or BBC Supermovers: <https://www.bbc.co.uk/teach/supermovers/ks1-collection/zbr4scw>
- Learn and move at the same time with BBC Supermovers: <https://www.bbc.co.uk/teach/supermovers/ks1-collection/zbr4scw>

R Time

Using R-Time manners talk about:

Give a gold star to someone at home. What makes you smile about them? They could make one for you. Were you surprised by what they said?

We all have to look after ourselves, not just because of the current situation but all the time. Care for your body AND your mind. Look at posters for more information under ‘Resources to Support Mental and Physical Wellbeing’ on the school website here: **Press the picture**




I am a Speaker

Talking to your children is so important. It can help them in all areas of their learning. Please visit National Literacy Trust ‘Words for Life’ for more information and ideas:

<https://wordsforlife.org.uk/>

*Play a word game where you take turns. For example name a food for every letter of the alphabet.



I am a Reader
Read every day!

Reading every day is the key to your child’s success. Find all the information here under ‘Phonics and Reading’ https://www.cavclosei.derby.sch.uk/?page_id=4479


Don’t forget our promise to read everyday. Reading books more than once helps confidence and reading for fluency.

- ✓ Please visit Big Cat Collins ebooks. Your child has books assigned to their logins to match their reading level and books in school. You can press the logo above to go straight there.



I am Word Wise



- Warm up: Please practise your sounds on the Big Cat Collins Letters and Graphemes chart that we use in school. This is an important warm up activity as part of daily lessons. **Press here:**




- Main lesson: Watch and join in with phonics videos on this 'Letters and Sounds' website: <https://lettersandsounds.org.uk/>
 - In school we practise recognising, blending and segmenting words in **daily** Wordwise sessions. This is because reading is very important and the foundation to all subjects.



I am a Writer

- Handwriting practise.
Press here to see a poster to help you form each letter correctly and start from the right place.
Remember to check how you are sitting and holding your pencil.
- Read the '**Shared Reading**' document with your child – this can be found at the end of this document. Then answer the questions in full sentences. Choose the level appropriate for your child. ( or ).
- What is your favourite book? Can you write the story in your own words but change the ending or add what happened next? Don't forget to use interesting adjectives (describing words) and conjunctions.



My Conjunctions Word Mat



- Think about somewhere you have been recently. For example, a park or shop. Be a newspaper reporter who has been sent to write a report. Review and describe it. What did you see/ hear/ do when you were there? Would you recommend it to others?
- Autumn 1 topic is heroes. Write a letter to a real life hero e.g police, paramedic. You could ask them questions and tell them what you have learnt in the topic so far. Don't forget to use capital letters and full stops.



I am a Mathematician

Please **press the acorn** to visit Oak National Academy for your maths lessons on 'numbers to 100'. Please aim to do one lesson a day.



Challenge Time

I am an artist:

- Watch and follow 'How to draw an ambulance'. Pause the video as you need to. https://www.youtube.com/watch?v=nD2Yt8u6xtg&ab_channel=LearnDrawing
- Draw a comic strip story. Use speech bubbles and thought clouds to show what the hero characters are saying and thinking.
- Make a hero book mark using any materials you have at home.



I am a maths expert:

- Play Karate Cat maths with BBC Bitesize: <https://www.bbc.co.uk/bitesize/topics/zjkphbk/articles/zf4sscw>

- Your child can play games whilst learning maths on the Numbots website/ app. Children upgrade their robots as they complete levels whilst practising maths skills. All children have received their own log-in details. <https://play.numbots.com/#/intro>



I am an English expert:

- Play Karate Cat English with BBC Bitesize:
<https://www.bbc.co.uk/bitesize/topics/zd63xyc/articles/zdp4pg8>

I am a Scientist:

- Watch a news update. **Click on the logo** and press 'News Update' to watch the latest video. Talk to a grownup about what you have seen. Ask lots of questions.
- Conduct a science experiment to see which materials are best for a hero's cape. Find different materials around the home (with permission from a grown up). Find out which one is waterproof, flexible, or strong. Record your results any way you wish.



I am a History Expert:

- With an adult research key people in history that you think are real life heroes. Can you draw a picture and write some information to show what you have found out.

Spellings

Each child should be able to read and write all the Year 2 common exception words by the end of Year 2. You can find them under the resources section on the Year 2 home learning page. Press here:

Year 2 Common Exception Words						
after	child	every	half	move	plant	whole
again	children	everybody	hold	Mr	poor	who
any	Christmas	eye	hour	Mrs	pretty	wild
bath	class	fast	improve	old	prove	would
beautiful	climb	father	kind	only	should	
because	clothes	find	last	parents	steak	
behind	could	floor	many	pass	sugar	
both	cold	gold	mind	past	sure	
break	door	grass	money	path	told	
busy	even	great	most	people	water	

Practise them in a way that works best for your child. We recommend looking at the word, copying the word, and then covering the word to rewrite. You can make it fun by writing with a special pen, or in bubble writing or rainbow colours. You could choose a few to focus on each day.

Please email your work to Year2@cavclosei.derby.sch.uk

Use these words to help your child develop a positive attitude to learning;

Determined

Keep trying

Reach for the stars

Can you think of another way?

Captain Sir Tom Moore

Captain Sir Tom Moore was famous around the world because of the money he raised for the National Health Service (NHS).

Who was Captain Sir Tom Moore?

Captain Sir Tom was an ex-soldier from Bedfordshire. When he was younger, he was in the army and even fought in the Second World War.



Raising Money

Captain Sir Tom decided to raise money for the NHS to say thank you to them. He set himself the challenge of walking 100 laps around his garden before his 100th birthday on 30th April 2020.

Why Is He Famous?

Captain Sir Tom set himself a target of £1000, but word quickly spread about what he was doing and more and more people gave money.

He raised over 27 million pounds!

He even reached 100 laps two weeks before his birthday.

Did You Know...?

Lots of people sent him birthday cards to say thank you.

Captain Sir Tom Moore Questions

1. Where did Captain Sir Tom live? Tick **one**.
 - Bedfordshire
 - Dorset
 - London

2. When was Captain Sir Tom's birthday? Tick **one**.
 - June 30th
 - May 30th
 - April 30th

3. Who was Captain Sir Tom raising money for? Tick **one**.
 - the NHS
 - animals
 - children

4. How much money did Captain Sir Tom raise? Tick **one**.
 - 1 million pounds
 - over 27 million pounds
 - 10 million pounds

5. How did Captain Sir Tom raise money? Tick **one**.
 - walking
 - swimming
 - cycling

Captain Sir Tom Moore

Captain Sir Tom Moore was famous around the world because of all the money he raised for the National Health Service (NHS).

Who was Captain Sir Tom Moore?

Captain Sir Tom was an ex-soldier from Bedfordshire. He was born in Yorkshire and when he was younger, he was in the army and even fought in the Second World War.



Raising Money

Captain Sir Tom decided to raise money for the NHS to say thank you to them. He spent some time in hospital a few years ago when he had a hip operation. He set himself the challenge of walking 100 laps around his garden before his 100th birthday on 30th April 2020.

Why Is He Famous?

Captain Sir Tom set himself a target of £1000, but he reached this in one day. As word quickly spread about what he was doing, people around the world decided to donate money.

He raised over 27 million pounds!

Captain Sir Tom, who walked with a walking frame, reached 100 laps two weeks before his 100th birthday. Soldiers formed a guard of honour for his last few laps.

Did You Know...?

Thousands of people sent him birthday cards to say well done.

Captain Sir Tom Moore Questions



1. Why did Captain Sir Tom want to raise money for the NHS? Tick **one**.

- to say thank you
- to say happy birthday
- to say well done

2. What was Captain Sir Tom's challenge? Tick **one**.

- to run 100 laps
- to read 100 books
- to walk 100 laps

3. Number the events to show the order in which they happened.

- Captain Tom finished his 100 laps.
- Captain Tom set himself a challenge.
- Captain Tom had his 100th birthday.

4. What was Captain Sir Tom's job?

5. How much money did Captain Sir Tom raise?
