



# Year 1 – Home Learning – Summer 2 – 5.7.21

Dear Parents/Carers,  
 Welcome to your weekly home learning sheet.  
 Please email your work to your teacher: [year1@cavclosei.derby.sch.uk](mailto:year1@cavclosei.derby.sch.uk)  
 If you are unsure which level: ★ or 🌐 please speak to you class teacher. Best wishes, from Year 1 Team.



## Be like Flexible Flo

Think of good ideas and think of **different** ways to do things!

Go on – You **CAN** do it!!



New to Cavendish Close Infants is Numbots. Your child can play games whilst learning maths. Children upgrade their robots as they complete levels whilst practising maths skills. All children have received their own log-in details.

<https://play.numbots.com/#/intro>



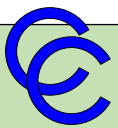
Find activities that are fun AND educational at [Education City](#)



Don't forget to READ EVERYDAY! Press here for Collins Big Cat school reading books.



All daily home learning challenges and resources can be found on the school website. Press here:



Keeping safe, happy and healthy

## PE

Don't forget to stay healthy by being active every day. Enjoy these activities:

- Make up a dance to your favourite music.
- Do some cosmic yoga: <https://www.youtube.com/watch?v=L8eMSTZ1LbI&t=10s>
- Choose a Jack Hartman video to learn while you move: <https://www.youtube.com/user/JackHartmann> or BBC Supermovers: <https://www.bbc.co.uk/teach/supermovers/ks1-collection/zbr4scw>
- Learn and move at the same time with BBC Supermovers: <https://www.bbc.co.uk/teach/supermovers/ks1-collection/zbr4scw>
- Keep fit and do a 'Go Noodle'. <https://www.youtube.com/watch?v=BQ9q4U2P3ig>

## R Time

### Using R-Time manners:

Draw a castle with a family member. Use two different colours so you can both do an EQUAL amount of work. Remember to take turns and use R-Time manners.

We all have to look after ourselves, not just because of the current situation but all the time. Care for your body AND your mind. Look at posters for more information under 'Resources to Support Mental and Physical Wellbeing' on the school website here: **Press the picture**




I am a Speaker

Talking to your children is so important. It can help them in all areas of their learning. Please visit National Literacy Trust 'Words for Life' for more information and ideas:

<https://wordsforlife.org.uk/>

\*Play a word game where you take turns. For example name an animal for every letter of the alphabet.



I am a Reader

Reading every day is the key to your child's success. Find all the information here under 'Phonics and Reading' [https://www.cavclosei.derby.sch.uk/?page\\_id=4479](https://www.cavclosei.derby.sch.uk/?page_id=4479)


Don't forget our promise to read everyday. Reading books more than once helps confidence and reading for fluency.

Read every day!

- ✓ Please visit Big Cat Collins ebooks. Your child has books assigned to their logins to match their reading level and books in school. You can press the logo above to go straight there.



- Your weekly Wordwise lesson is on the YR1 Home Learning page on the school website. **Press here:** [https://www.cavclosei.derby.sch.uk/?page\\_id=4514](https://www.cavclosei.derby.sch.uk/?page_id=4514)
- If you are still unsure of any sounds from phase 3-5 you can follow videos on this website: <https://lettersandsounds.org.uk/>
- Please also practise: your sounds on the Big Cat Collins Letters and Sounds Graphemes chart. This is an important warm up activity as part of daily lessons. **Press here:**
  - In school we practise recognising, blending and segmenting words in **daily** Wordwise sessions. This is because reading is very important and the foundation to all subjects.



I am a Writer

- **Monday** - Handwriting practise:

Remember to warm your fingers up before starting. Click on the link [https://www.youtube.com/watch?v=r2tBH\\_XyeJc](https://www.youtube.com/watch?v=r2tBH_XyeJc)



Capital v is like a valley or a point. It's like a crocodile mouth or an elbow joint. A straight diagonal line going down and to the right is how to start. Then another diagonal line up and out to the right, your V is a work of Art!

A capital w is easy to do. Draw a capital v and times it by two! You've made a capital N and it looks just fine!

Use a capital x to send love with a card. Two diagonal lines that cross in the middle isn't so hard. Remember to start at the top on each go. Draw your lines carefully, just go slow.

To write a capital Y you need 2 lines: one short, one long. Unlike a little y, she stands up tall and strong. Start with a diagonal line from the left that's only small. Then back to the top and draw a long line from the right to make her tall.

Draw a line from left to right across the top, zoom left diagonally down the slope and then stop. Turn the pen and draw another line along the ground from left to right again and then put your pen down!

- **Tuesday** - Shared Reading – This week's shared reading is 'How to Catch a Dragon' by Caryl Hart and Ed Eaves. You might recognise one of the characters from a book we have used in school before. Do you remember Albie from 'Alien School'? You can access the shared reading by clicking on the 'Vipers'.



- **Wednesday** - This week we are going to plan our own adventure story. Click on the link to watch the story 'How to Catch a Dragon' by Caryl Hart and Ed Eaves. <https://www.youtube.com/watch?v=QHDeEJ-9utI>

Use the blank story board below to think of;

**A Title** – You need to think of a good title for your story. Write it in the box in bubble writing.

**The Setting** – Decide where your story will be set. Draw a picture in the box. Can you think of adjectives to describe the setting? Write a list, this will help you when you write your story.

**Two Characters** – Think of two characters. You could be one of the characters. Draw the characters in the box. Think of some adjectives to describe them. Write a list, this will help you when you write your story.

**A Beginning** – Think about how you are going to start your story. Set the scene. Draw a picture.

**A Middle** – What happens in the story? Is there a problem that needs to be solved? Think about what happened in the book 'How to Catch A Dragon', what was the problem in that story? Could you magpie any ideas? Draw a picture.

**The End** – What is the resolution to the problem? How will your story end? Draw a picture.

Now that you have completed your story board and planned your story, you are ready to start being an author.

- **Thursday** – Today you can begin to write your story. Use your story board to help you. Set the scene and introduce your characters. Use some super adjectives to describe them. Remember to use super sentence starters. There is a sentence opener word mat in the resources for this week to help you, it looks like this;

Sentence Openers				
Time	Order	Where	To add information	Comparisons
One day	At first	In the middle of the...	Again	However
One morning	First	Under the bridge...	Also	Yet
One evening	Second	Over the bridge...	Another	Despite
After that	Third	In the distance...	Along with...	Still
After a while	Then	For aweg...	For example...	Unlike
Before long	Last	In a far off land...	As well as	Even though
Afterwards	Finally	Inside of...	At the end of...	Although
As soon as	Next	On top of the...	Next to the...	Rather than
At last		Nearby...	Opposite the...	
A moment later				
In the meantime				
Later on				
Meanwhile				
Soon				
During				
Now				
Next week				
All of a sudden				

Look at my example;

### The Dragon Adventure

One sunny day, Mike and I decided to ride across the big, wooden drawbridge towards the Forgotten Forest. Mike is a knight, just like me. He has light, blonde hair and big blue eyes. He wears shiny armour to protect himself. In the distance, we could see the Forgotten Forest. The trees were humongous. As we entered the forest it suddenly became darker and darker.

- **Friday** – Today you can write the middle part of your story. Use your story board to help you.  
Remember to –



- ✓ use capital letters and full stops
- ✓ use connectives – and , because



**Reach for the stars** – Use different sentence starters.

- ✓ use some super adjectives
- ✓ use super sentence starters

Look at my example;

As I look around me, I can see trees towering over me. There are spooky noises all around. Suddenly I hear 'SNAP'. I look around and a wolf is staring at me.



**I am a  
Mathematician**

Our maths topic is 'position and direction'.

Please **press the acorn** to visit Oak National Academy for your Lessons on this subject. Please aim to do one lesson a day.



There are games on Education City to further support this learning.



### Challenge Time

#### I am an Artist:

- Watch and follow 'How to draw a Dragon'  
<https://www.youtube.com/watch?v=y83eNZz6bUI>
- Can you create a junk model of a dragon?



#### I am a Maths expert:

- Play Karate Cat maths with BBC Bitesize:  
<https://www.bbc.co.uk/bitesize/topics/zjkphbk/articles/zf4sscw>

#### I am an English expert:

- Play Karate Cat English with BBC Bitesize:  
<https://www.bbc.co.uk/bitesize/topics/zd63xyc/articles/zdp4pg8>

#### I am a Scientist:

- Watch a news update. **Click on the logo** and press 'News Update' to watch the latest video. Talk to a grownup about what you have seen. Ask lots of clever questions.



### Spellings

Each child should be able to read and write all the Year 1 common exception words by the end of Year 1. You can find them under the resources section on the Year 1 home learning page. Press here:

Year 1 Common Exception Words			
the	is	no	one
a	his	go	once
do	has	so	ask
to	I	by	friend
today	you	my	school
of	your	here	put
said	they	there	push
says	be	where	pull
are	he	love	full
were	me	come	house
was	she	some	our
	we		

Practise them in a way that works best for your child. We recommend looking at the word, copying the word, and then covering the word to rewrite. You can make it fun by writing with a special pen, or in bubble writing or rainbow colours.

Please email your work to [Year1@cavclosei.derby.sch.uk](mailto:Year1@cavclosei.derby.sch.uk)

Use these words to help your child develop a positive attitude to learning;

Determined

Keep trying

Reach for the stars

Can you think of another way?