



Welcome to this week's WordWise lessons!



This week we will be learning graphemes that make a long vowel sound.



e-e

ey

e

y





Monday

Revisit

Revisit and Revise

Practise reading these 'flash words'

pull

will

went

that

from

then



Revisit

Revisit and Revise

Practise reading these 'off by heart' words'

are


were

was

your

you

is



Revisit

Revisit and Revise

Practise reading these graphemes.

ie

aw

ea

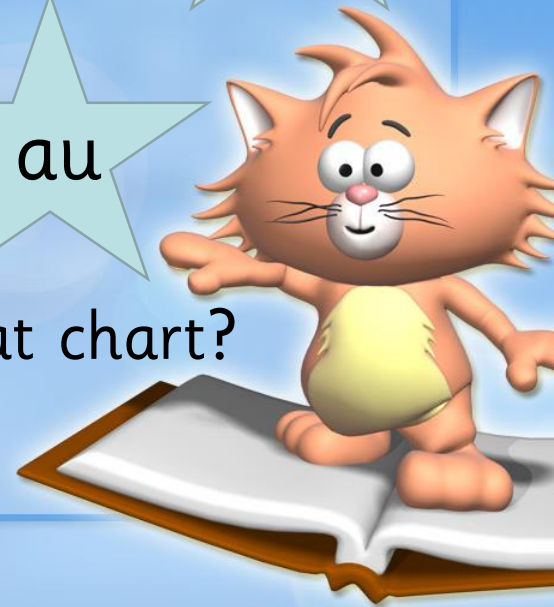
ur

ay

ey

au

Can you find them on your Big Cat chart?



Today's
learning is....

We say this as 'ee'
like in the word
theme.

Say it!

Look at it.

Say it to the
window, the door,
the floor.

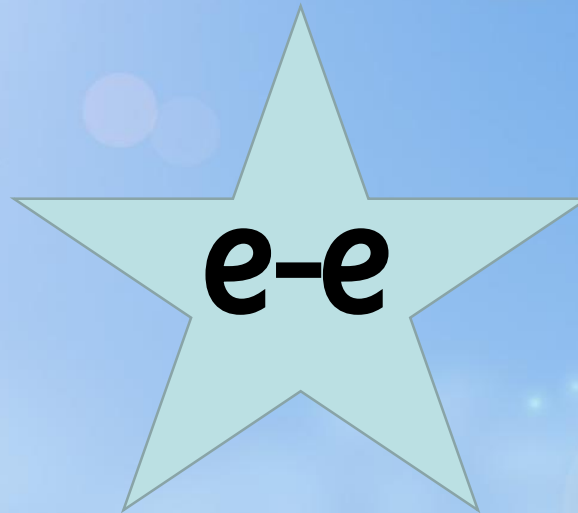
Look at it.

e-e

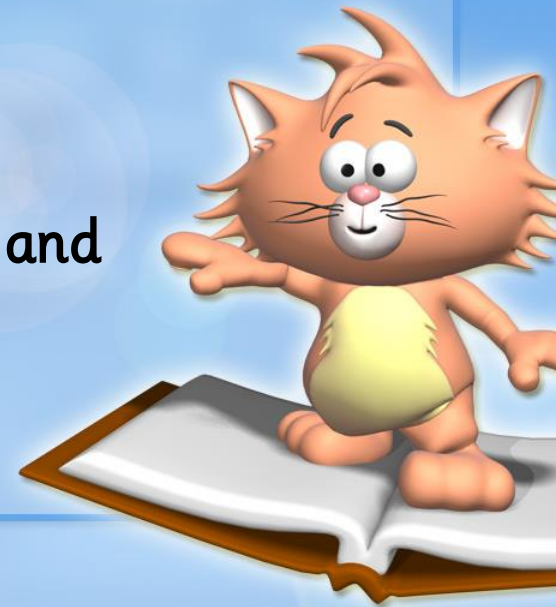


Teach

Look at the new grapheme.



'e-e' likes to come in the middle of words and sometimes at the beginning.



Let's practise reading some of this week's focus words that contain the e_e sound

these
theme
even



Practise reading these words with your partner

even

theme

Pete

basic

Eve

complete

My turn ...
Together ...
Your turn ...

Cover the word and
reveal it 1 sound at a
time. As you see a
sound say it and add it
to what you have read
already.

Word building

Smooth blend by
saying all the sounds
and blending them



Read the text on the next slide
with your partner.

How many words containing 'e-e'
can you spot?





Pete and Eve are reading. The theme of their book is aliens. They like it so much that they want to complete it.




Spelling

e-e

Now, let's write them with the magic pencil...

Use your finger to write the words in the air.





these



Play



Bus
Stop

theme



Play



Teach

even



Play



Snowball

Now write the words on your post-it and get ready to snowball!

even

theme

these



Can you reach for
the stars and
write them in a
sentence?



Apply

Reading Books

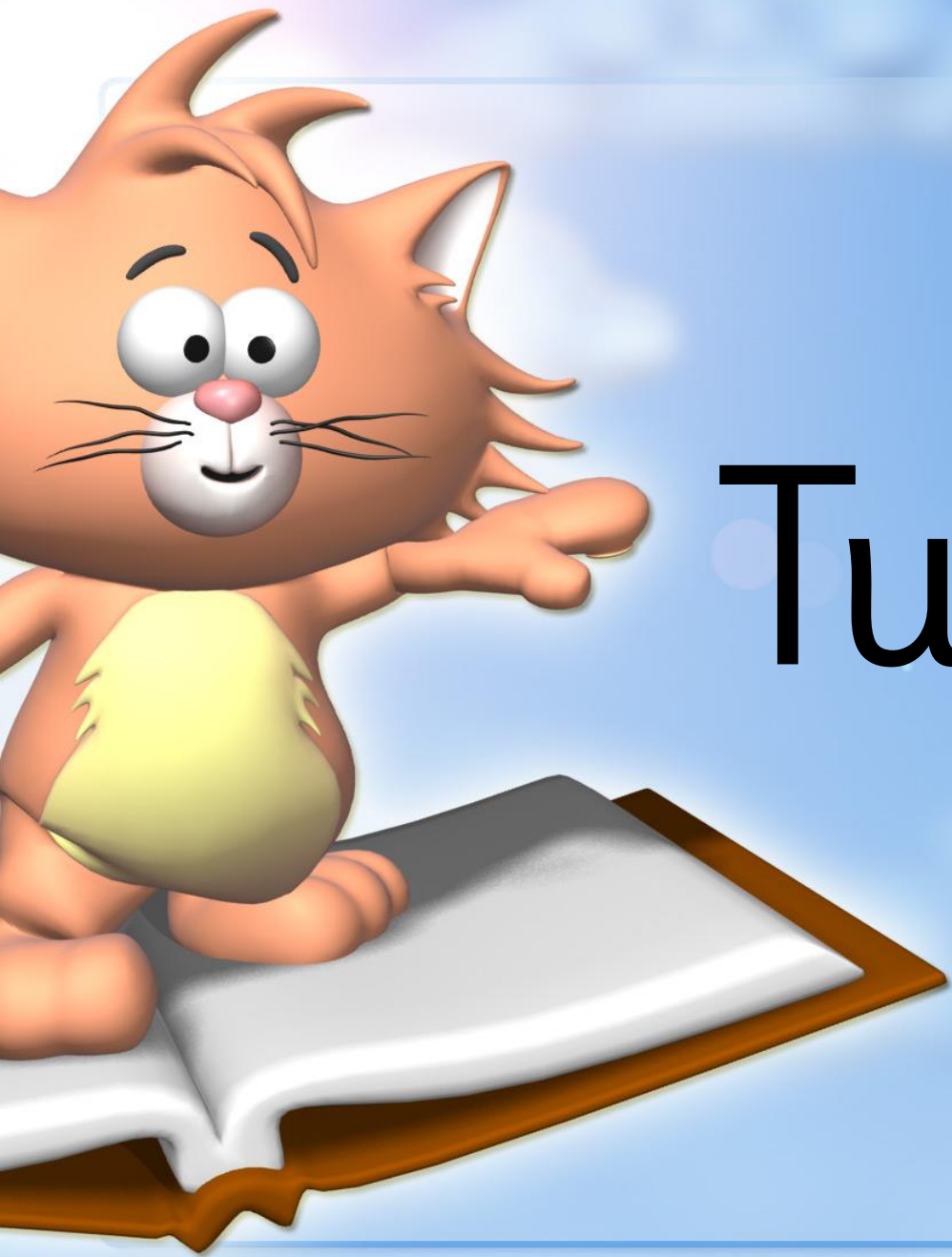
Blend to read the words in a Collins Big Cat book.





Great job today. See
you tomorrow.





Tuesday

Revisit

Revisit and Revise

Practise reading these 'flash words'

pull

will

went

that

from

then



Revisit

Revisit and Revise

Practise reading these 'off by heart' words'

are


were

was

your

you

is



Revisit

Revisit and Revise

Practise reading these graphemes.

ie

aw

ea

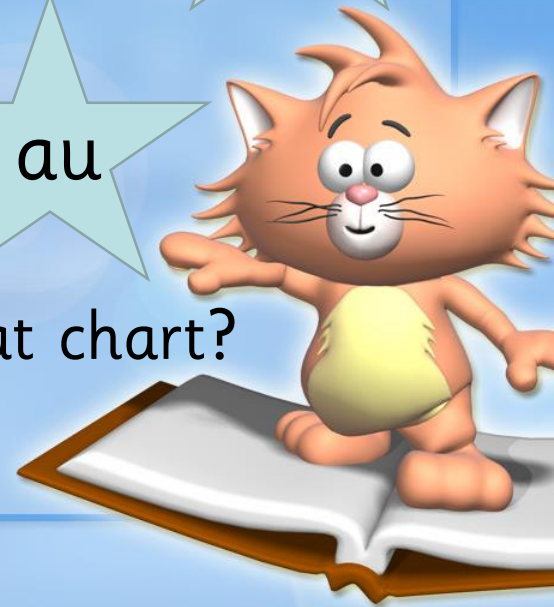
ur

ay

ey

au

Can you find them on your Big Cat chart?



Today's
learning is....

We say this as 'ee'
like in the word
donkey.

Say it!

Look at it.

Say it to the
window, the door,
the floor.

Look at it.

ey

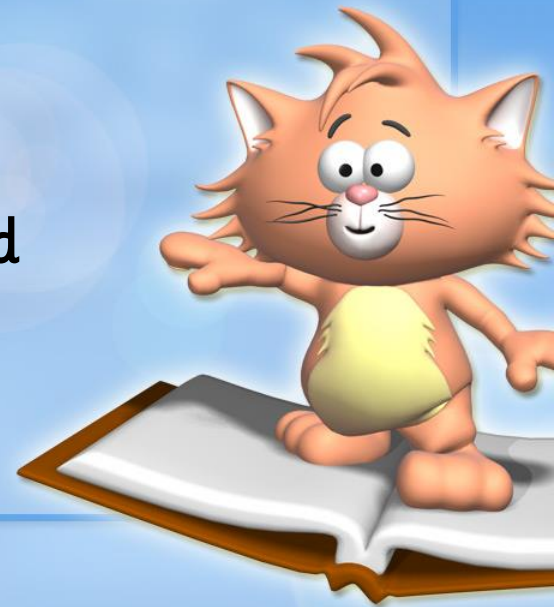


Teach

Look at the new grapheme.



'ey' likes to come at the end of words and sometimes in the middle.



Today, we are learning to read words
containing **ey** saying /ee/.



ey is an alternative spelling for /ee/ and it usually comes at the end of a word.

Look at these examples:

monkey

honey

money



Comics & Magazines



Kit and Sam are in the supermarket with Dad. Click on the items and read the word to put them in the trolley!


Comics & Magazines




Shopping List

Kit and Sam are in the supermarket with Dad. Read the words on the shopping list and select the correct picture to match.



hockey




hockey
honey




hockey
honey
key




hockey
honey
key
money



hockey
honey
key
money
chimney



hockey
honey
key
money
chimney
jersey



Text Detectives!

Kit and Sam have found a comic.
Can you read it and find any words with the **ey**
sound?






Catch up with Bumblemonkey's latest adventures!

Will Bumblemonkey get away from from his turkey nemesis?

Donkey Jockey game inside!

Full size Bumblemonkey poster inside!

Check





Spelling

ey

Now, let's write some with the magic pencil...



Take it in turns to write the words on your partner's back.



Key



Play



Now, let's write them with the magic pencil.

chimney

Play



Now, let's write some 'ey' words with the magic pencil.

donkey


Play



Word Scramble

Put the letters in the right order to spell out the words.







e

y

k





y


e


d

k

o

n





u

r

t

e

y

k



Apply

Reading Books

Blend to read the words in a Collins Big Cat book.





Great job today. See
you tomorrow.





Wednesday

Revisit

Revisit and Revise

Practise reading these 'flash words'

pull

will

went

that

from

then



Revisit

Revisit and Revise

Practise reading these 'off by heart' words'

are


were

was

your

you

is



Revisit

Revisit and Revise

Practise reading these graphemes.

ie

aw

ea

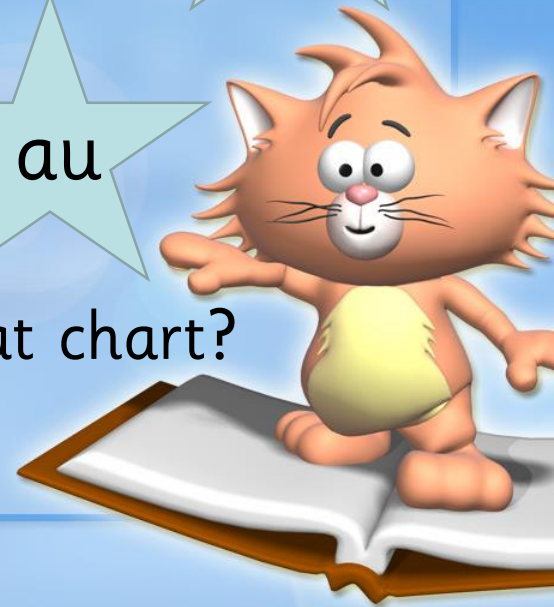
ur

ay

ey

au

Can you find them on your Big Cat chart?



Today's
learning is....

We say this as 'ee'
like in the word
'he'.


Say it!

Look at it.

Say it to the
window, the door,
the floor.

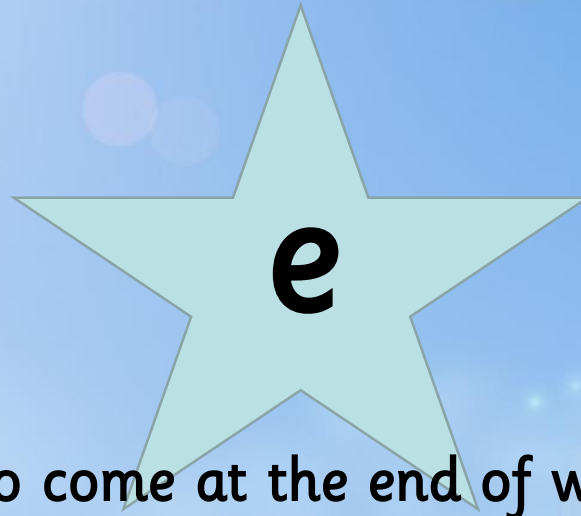
Look at it.

e




Teach

Look at the new grapheme.



'e' likes to come at the end of words.



Noisy Words Game

Read the word card your teacher gives you. Say the word out loud but keep it hidden. Can you find a partner with the same word by listening to each other say the word?

he

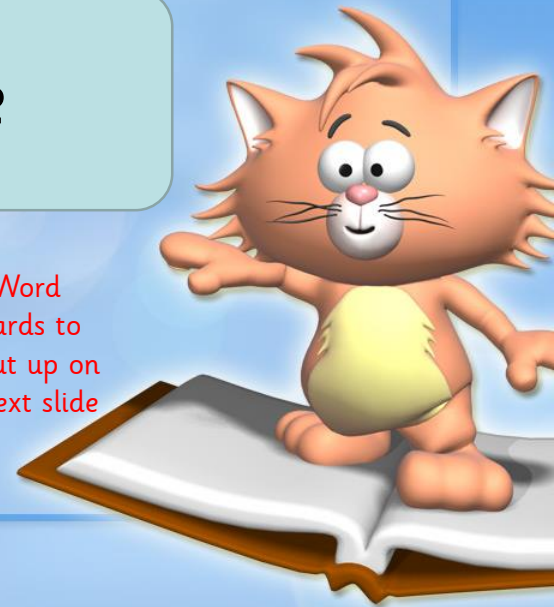
she

me

be

we

*Word
cards to
cut up on
next slide



he

she

me

be

we

he


she

me

be

we

copy this slide x 3, cut out
words and give out to play



Sentence Time

Read the text on the next slide about Brave Astrid and Determined Dexter with your partner. Can you spot the 'e' words?



Sentence Time

“Will you play with me?” Astrid asked. “Yes” said Dexter “We are friends”. She was happy and said “What shall we play?” He replied “How about hide and seek?”





Spelling

e


Stepping Stones

Listen to the adult read the sentences. Which 'e' word is missing? Write them on the paper with your partner.

_____ are all in Year One.
Can you help _____ please?
Are you going to _____ long?



Can you write your own sentences for the words?



Stepping Stones



Can you write your own sentences for any of these words?

he

she

we

be

me



Apply

Reading Books

Blend to read the words in a Collins Big Cat book.





Great job today. See
you tomorrow.





Thursday

Revisit

Revisit and Revise

Practise reading these 'flash words'

pull

will

went

that

from

then



Revisit

Revisit and Revise

Practise reading these 'off by heart' words

are


were

was

your

you

is



Revisit

Revisit and Revise

Practise reading these graphemes.

ie

aw

ea

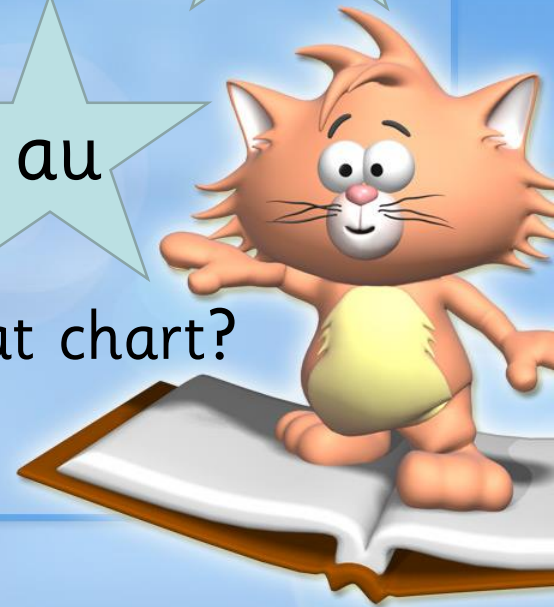
ur

ay

ey

au

Can you find them on your Big Cat chart?



Today's
learning is....

We say this as 'y'
like in the word
'happy'.


Say it!

Look at it.

Say it to the
window, the door,
the floor.

Look at it.

y



Teach

Look at the new grapheme.




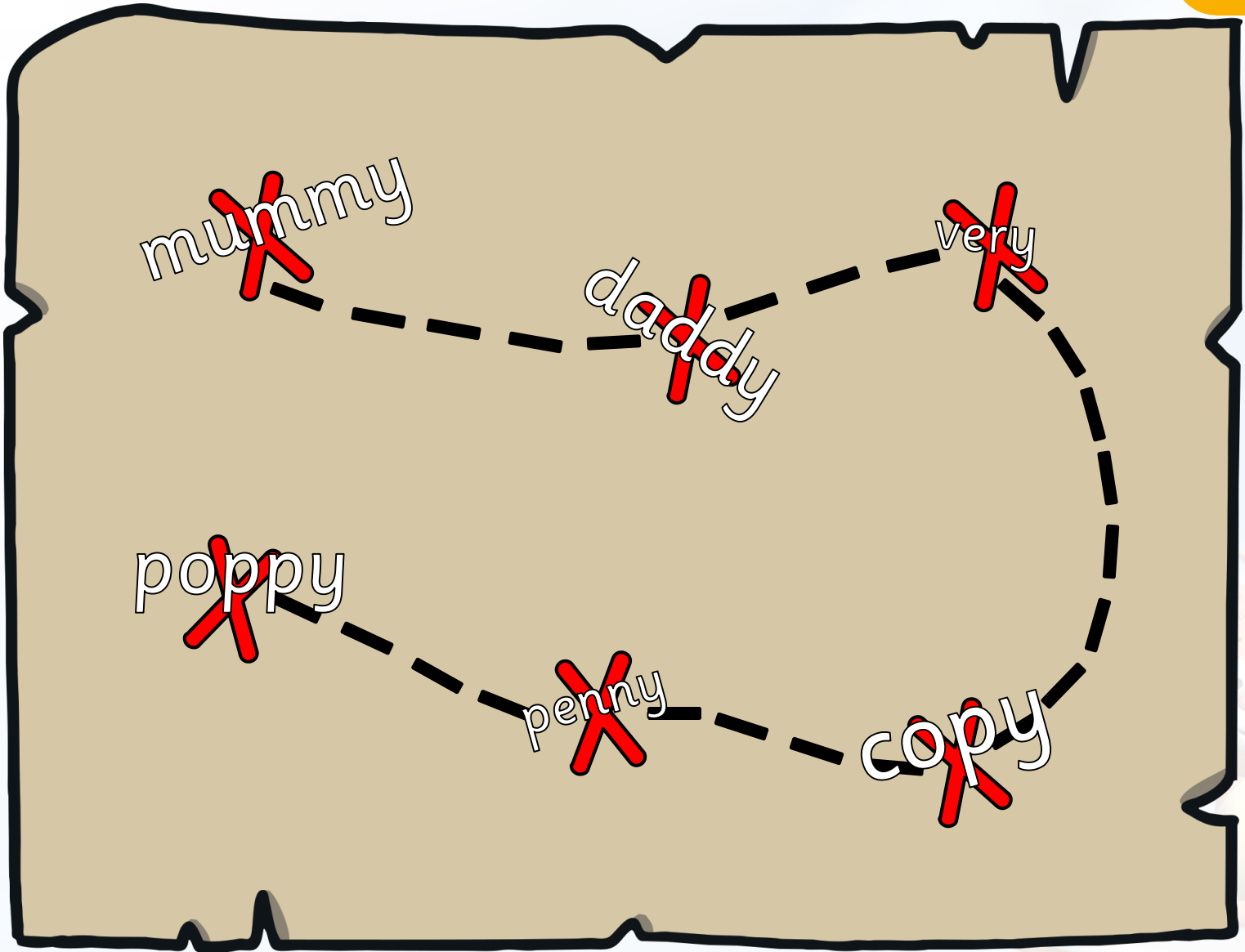
'y' likes to come at the end of words.



Hidden Map Words


Sam wants to go somewhere she and Kit have never been to before. Look at the map and find the y words.
Can you read the words?





y Word Conversation

Read the text on the next slide with your partner. Can you find all the 'y' words?

This makes a great  whiteboard activity!

Click me for Kit's teaching tips!





I am so **happy** to be sat here on this boat. It is such a **sunny** day outside.

I would like another drink because this glass is **empty**.

How **funny**, look at that dog with its **curly** coat!



Spelling

y

Now, let's write some with the magic pencil...



Take it in turns to write the words on your partner's back.



very

Play



body

Play



happy

Play



Apply

Reading Books

Blend to read the words in a Collins Big Cat book.





Great job today. See
you tomorrow.





Friday

Revisit

Revisit and Revise

Practise reading these 'flash words'

pull

will

went

that

from

then



Revisit

Revisit and Revise

Practise reading these 'off by heart' words'

are


were

was

your

you

is



Revisit

Revisit and Revise

Practise reading these graphemes.

ie

aw

ea

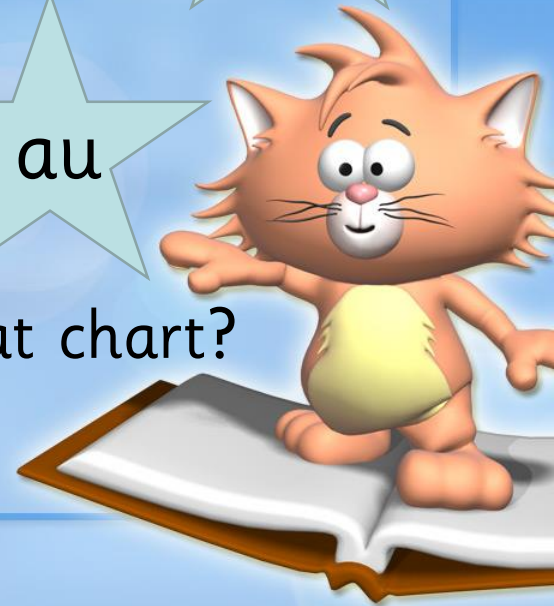
ur

ay

ey

au

Can you find them on your Big Cat chart?



Today's
learning is....

Say it!

Look at it.

Say it to the
window, the door,
the floor.
Look at it.

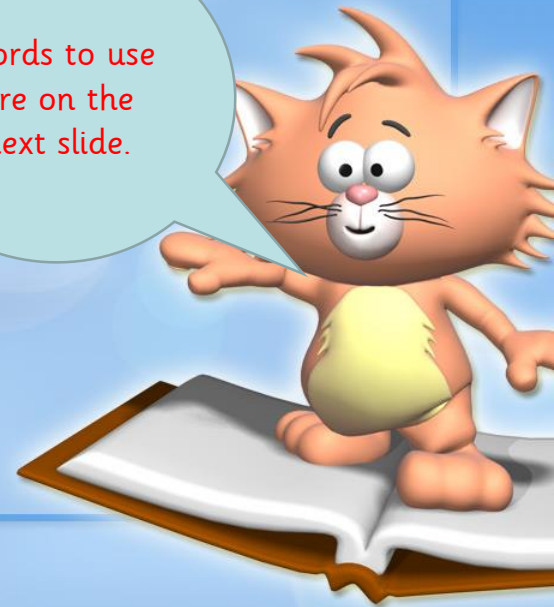
e-e
e
ey
y



Reading Word Hunt

You have 2 minutes to blend to read the words around the room with your partner. Listen to your teachers clue, can you find the correct word?

Words to use
are on the
next slide.



furry

we

even

money

happy

me


fairy

theme

these

we

copy this slide, cut out
words and put around the
room to play



body

she

empty

honey

funny

Pete


hairy

turkey

complete

he

Copy this slide, cut out the words and put around the room to play

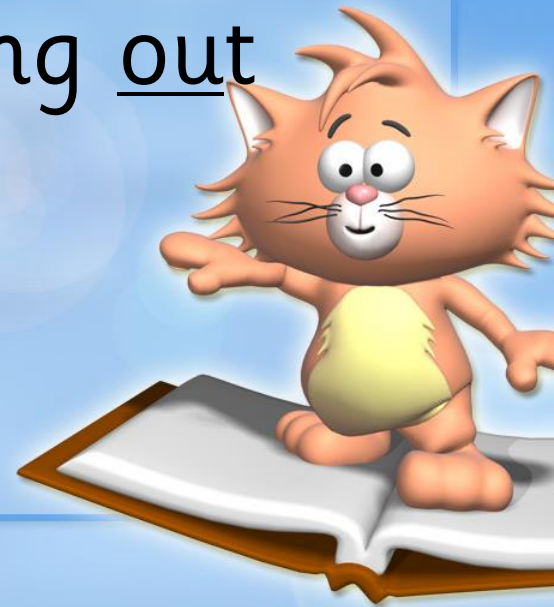


Reading Sentences

These aliens are spotty and furry.

Can an alien be funny?

Steve, Pete and Eve like finding out
about aliens.






Spelling

e-e

e

ey

y



Look, Cover, Write, Check

donkey

even

sunny

we

Write them on your
whiteboard.

Apply

Reading Books

Blend to read the words in a Collins Big Cat book.





Well Done!

