



Welcome to this week's
WordWise lessons!



This week we will be learning these graphemes.



ph
wh
ve
se





Monday

Revisit

Revisit and Revise

Practise reading these 'flash words'.
They contain graphemes we learnt last week.

gem 

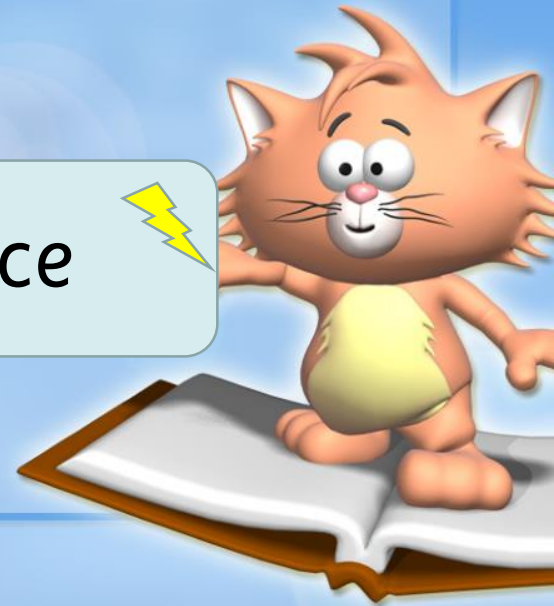
large 

bridge 

little 

magic 

nice 



Revisit

Revisit and Revise

Practise reading these 'off by heart' words'

said

are

were

your

here

they



Revisit

Revisit and Revise

Practise reading these graphemes.

air

ow

ure

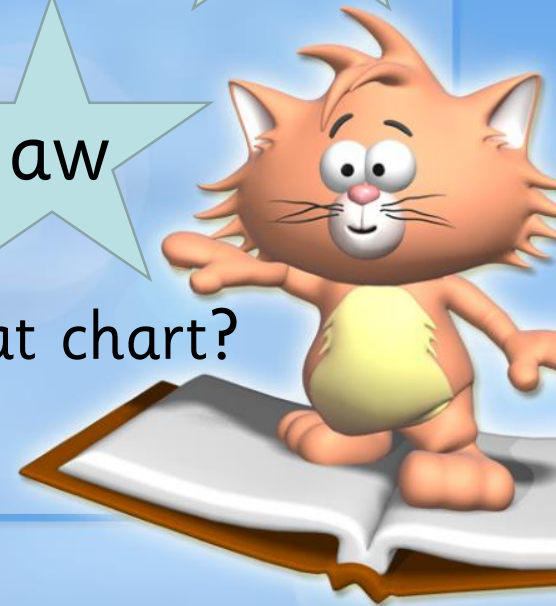
igh

ew

e-e


aw

Can you find them on your Big Cat chart?





What do we need
to revisit and
revise?



Today's
learning is....

This grapheme is
pronounced 'f' like
in the word
elephant.

Say it!

Look at it.

Say it to the
window, the door,
the floor.

Look at it.

ph

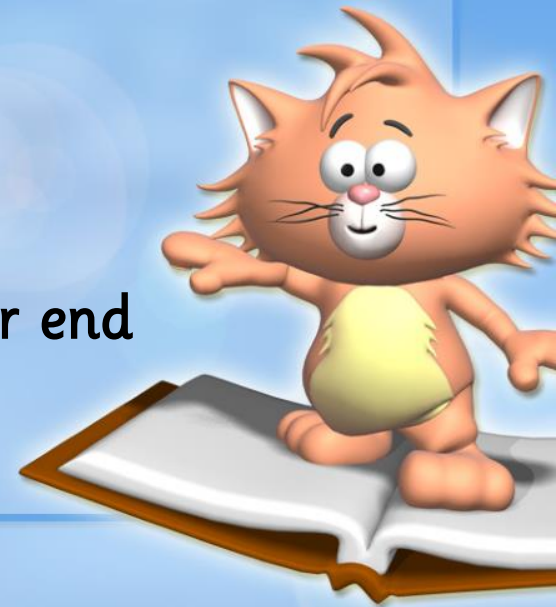


Teach


Look at the new grapheme.



'ph' can come at the beginning, middle or end of words.



Today, we are learning to read words that contain **ph**
saying /f/.



X
'ph' can make the same
sound as 'f' or 'ff'.



Click me for Kit's teaching tips!



When you see **p** and **h** working as partners, it always makes the /f/ sound. Let's say these examples:

phone


graph

elephant




Interesting Animals

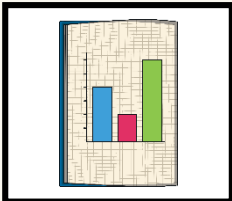


Kit is trying to decide what animal he should research for his school project. Turn the pages of Kit's encyclopaedia to reveal the **ph** saying /f/ words. Can you read them?



Encyclopaedia Words

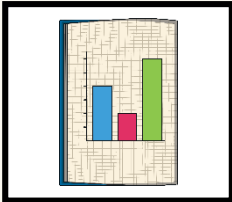


Encyclopaedias have lots of interesting information in them. What other things might Kit learn about from his encyclopaedia? Read the words, then match them to the correct picture.





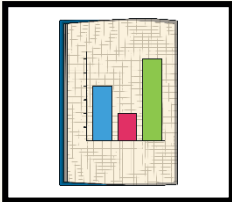


microphone





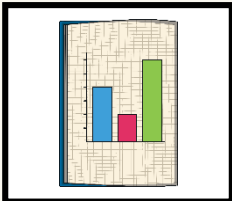


elephant





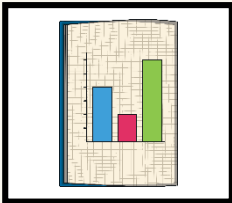


phone





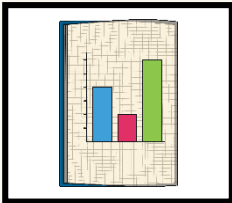


trophy





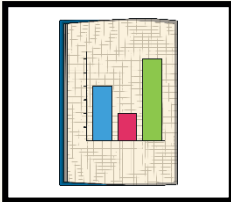


graph





dolphin






photo



Sentence Time

Kit and Sam chat are going on a trip to the zoo tomorrow. Read what they are saying.





"We will take photos of the dolphins and elephants."

Sound Buttons On/Off

Show




Sentence Time

Kit is thinking about which animal to do a project on?
Read the sentence then click 'Show' to reveal the answer!



I think I will do a
project about elephants.



Sound Buttons On/Off

Show





Spelling

ph

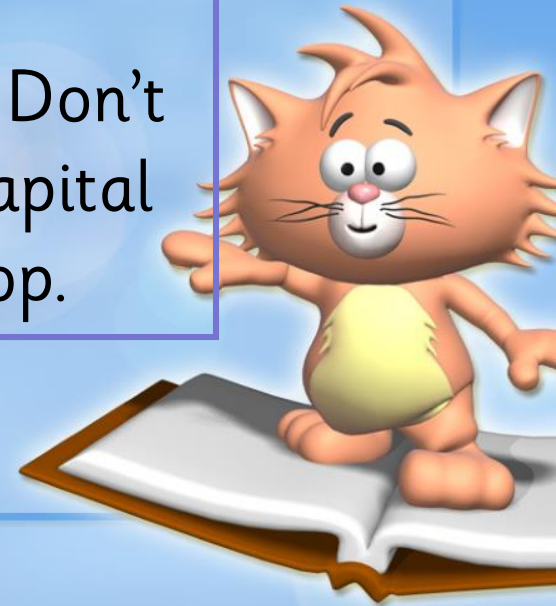
ph



Listen to the 'ph' words and write them on your whiteboard.



Listen to the sentence. Don't forget finger spaces, capital letters and a full stop.



Monday Afternoon





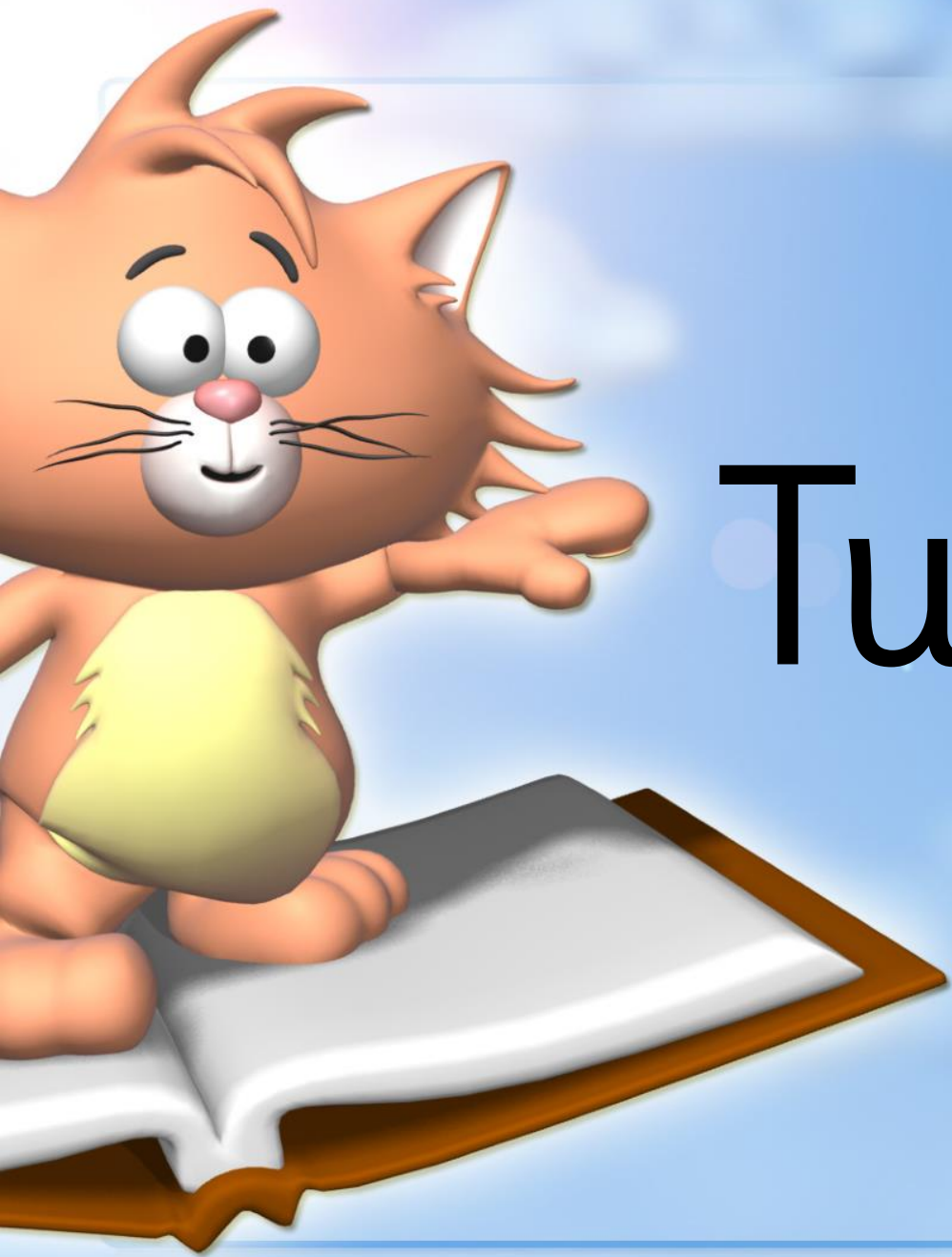
Blending to read

Practise recognising the graphemes we have learnt by playing 'Flashcards' on 'Phonics Play'.



Well done! See you tomorrow.





Tuesday

Revisit

Revisit and Revise

Practise reading these 'flash words'.
They contain graphemes we learnt last week.

gem 

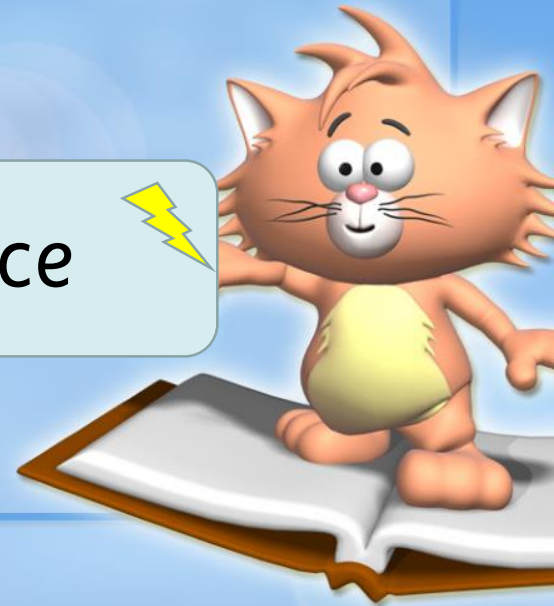
large 

bridge 

little 

magic 

nice 



Revisit

Revisit and Revise

Practise reading these 'off by heart' words'

said

are

were

your

here

they



Revisit

Revisit and Revise

Practise reading these graphemes.

air

ow

ure

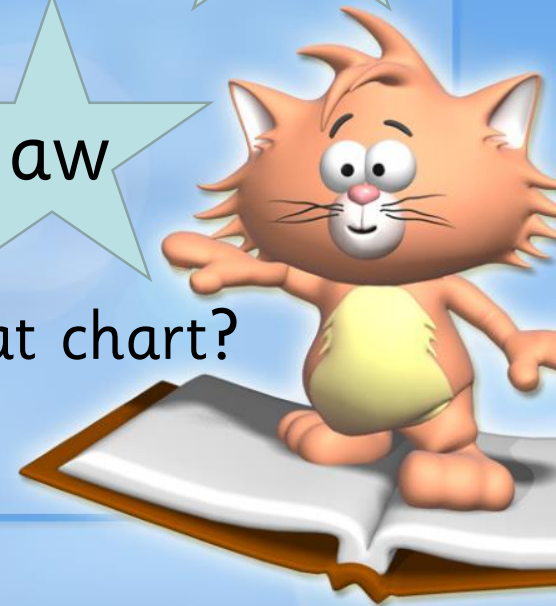
igh

ew

e-e


aw

Can you find them on your Big Cat chart?





What do we need
to revisit and
revise?



Today's
learning is....

We say this as 'w'
like in the word
white.

Say it!

Look at it.

Say it to the
window, the door,
the floor.

Look at it.

wh

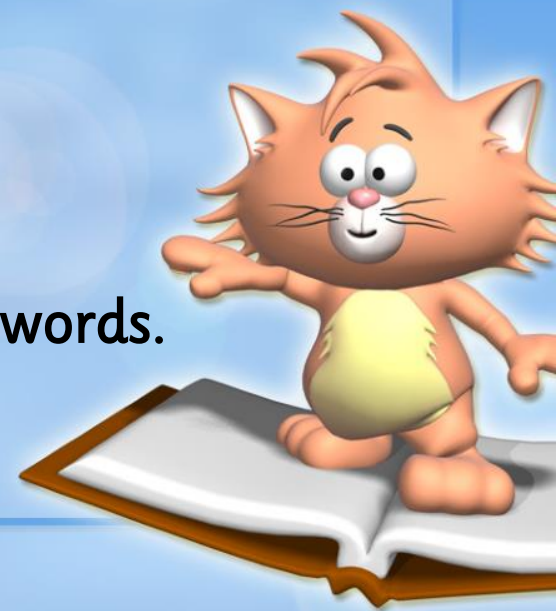


Teach

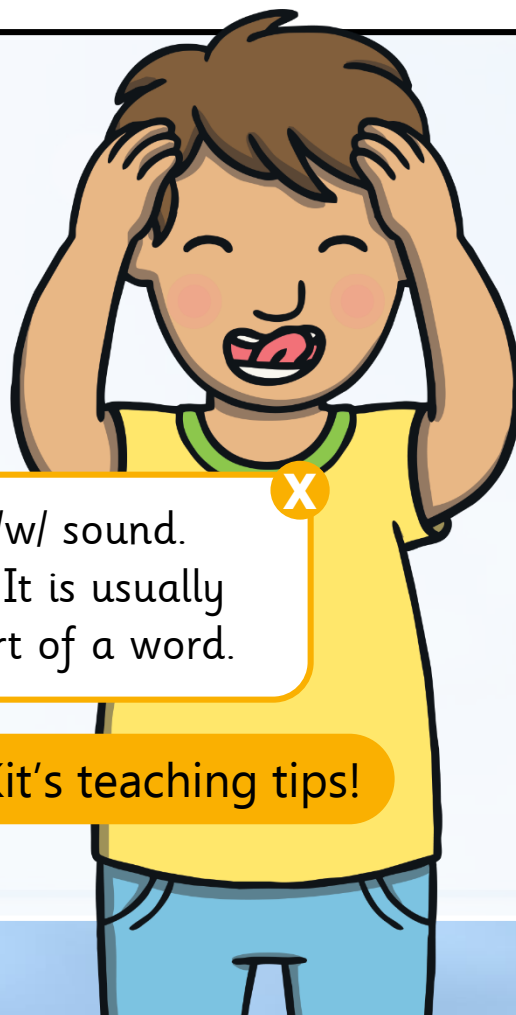
Look at the new grapheme.



'wh' likes to come at the beginning of words.



Today, we are learning to read words that contain **wh** saying /w/.



X
'wh' makes a /w/ sound.
The 'h' is silent. It is usually
found at the start of a word.



Click me for Kit's teaching tips!



When you see **w** and **h** working as partners, it always makes the /w/ sound. The **h** is silent. Let's say these examples:

wheel

which

Children will already have learnt 'who', 'what', 'where', 'why' and 'when' as tricky and common exception words. **X**



Click me for Kit's teaching tips!





Stamps



Look at the letters. Some of them have unusual stamps on them. Click on the word and read it. Which stamp picture matches the word?





whale





whisk





whirl



whip



wheat



Phoneme Spotter

To Mr Whitford,

When I was jogging between Whicham Way and Whiddon last week, I saw an odd thing in the pond.

I spotted that it had six long whiskers and it could whistle! It looked thin so I ran to get a wheelbarrow full of wheat as a snack.

Can you tell me what the odd thing was?

Thank you,

Whitnee Whitman



Mr Whitford, _____

32 Whicham Way, _____

Whipton, _____

Devon _____

EX1 3WH _____





Spelling

wh

Curious Ash will say some 'wh' words. Write down the words you hear.

Write the words on
your post-it and get
ready to snowball!





Listen to the
sentence and



write it
carefully



while
whisper
whether
whichever

Check



Tuesday Afternoon





Blending to read

Practise blending words with graphemes we have learnt by playing 'Buried Treasure' on 'Phonics Play'.



Well done! See you tomorrow.





Wednesday

Revisit

Revisit and Revise

Practise reading these 'flash words'.
They contain graphemes we learnt last week.

ginger

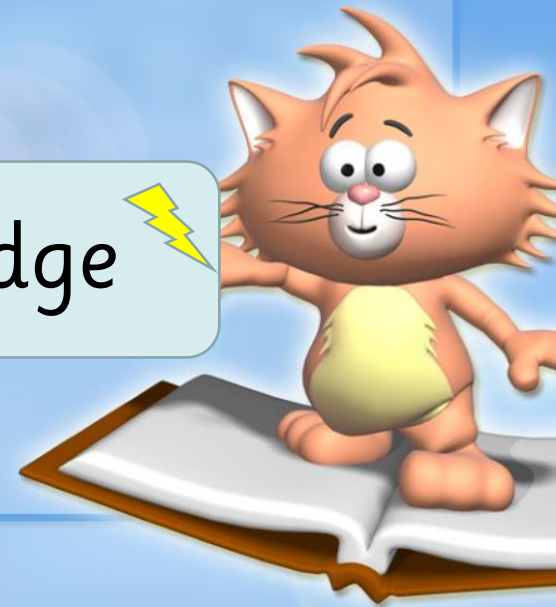
hinge

hedge

battle

challenge

badge



Revisit

Revisit and Revise

Practise reading these 'off by heart' words'

said

are

were

your

here

they



Revisit

Revisit and Revise

Practise reading these graphemes.

air

ow

ure

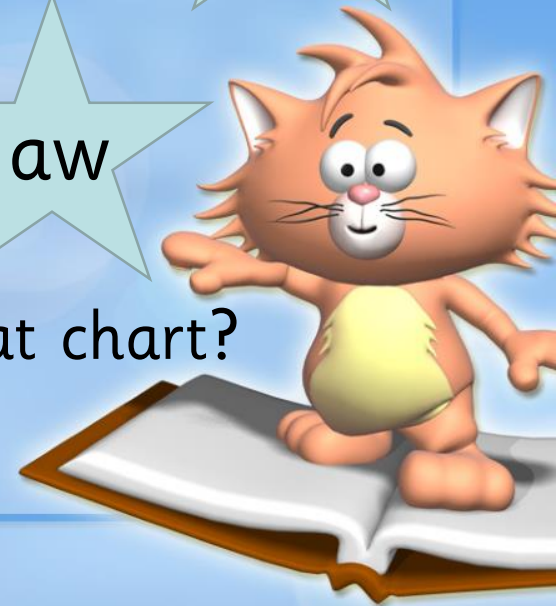
igh

ew

e-e


aw

Can you find them on your Big Cat chart?





What do we need
to revisit and
revise?



Today's
learning is....

We say this as 'v'
like in the word
'have'.

Say it!

Look at it.

Say it to the
window, the door,
the floor.

Look at it.

ve

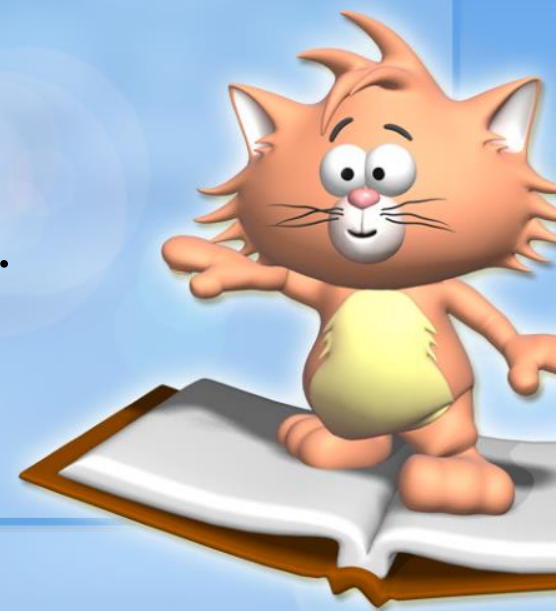


Teach


Look at the new grapheme.



've' likes to come at the end of words.



Today, we are learning to read words that contain
ve saying /v/.



When you see **v** and **e** together at the end of a word, they usually make the /v/ sound because the **e** is silent. Let's say these examples together:

give


leave




believe



Word and Picture Match





Match the **ve** word to the correct picture.













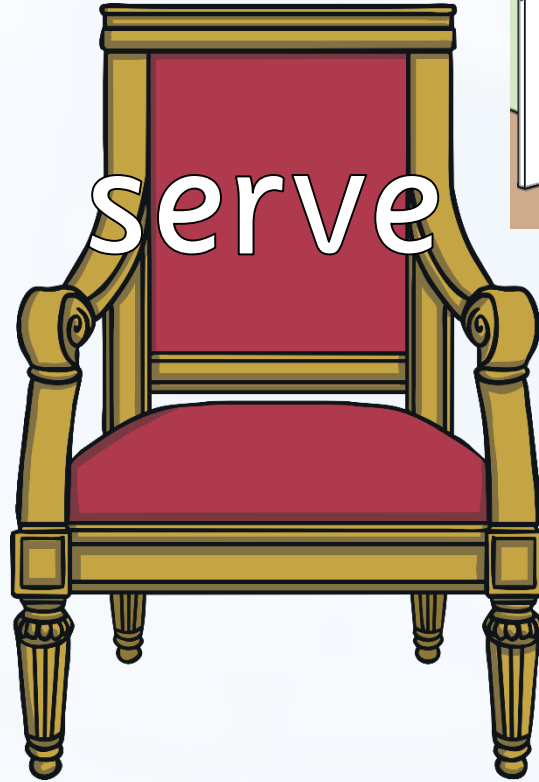
relative










serve






active



Kit has been finding out about the Queen. Read the sentences on the next slides and fill in the missing 've' word.



English Kings and Queens **live** in Buckingham Palace.


give

serve

live

relatives

have



When the Queen was a child, she didn't **have** many friends her own age.


give

serve

live

relatives

have



People like to **give** flowers to the Queen.


give

serve

live

relatives

have





Spelling

ve

Stepping Stones


Listen to the music. When the music stops press an audio button and write the 've' words on the paper with your partner.



ve



Listen to the sentence and write it carefully.



Wednesday Afternoon






Blending to read

Practise blending words with graphemes we have learnt by playing 'Flashcards' on 'Phonics Play'.



Well done! See you tomorrow.





Thursday

Revisit

Revisit and Revise

Practise reading these 'flash words'.
They contain graphemes we learnt last week.

ginger

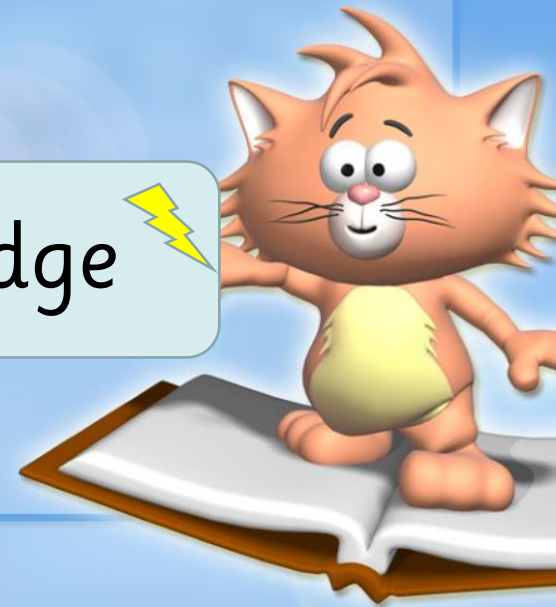
hinge

hedge

battle

challenge

badge



Revisit

Revisit and Revise

Practise reading these 'off by heart' words'

said

are

were

your

here

they



Revisit

Revisit and Revise

Practise reading these graphemes.

air

ow

ure

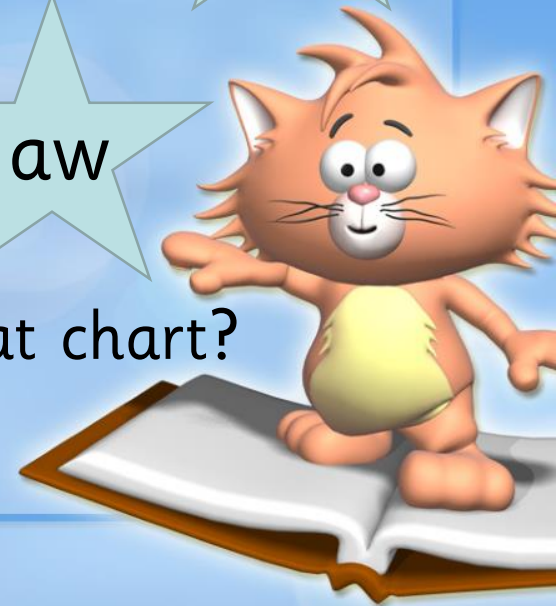
igh

ew

e-e


aw

Can you find them on your Big Cat chart?





What do we need
to revisit and
revise?



Today's
learning is....

We say this as 's'
like in the word
'house'.

Say it!

Look at it.

Say it to the
window, the door,
the floor.

Look at it.

se

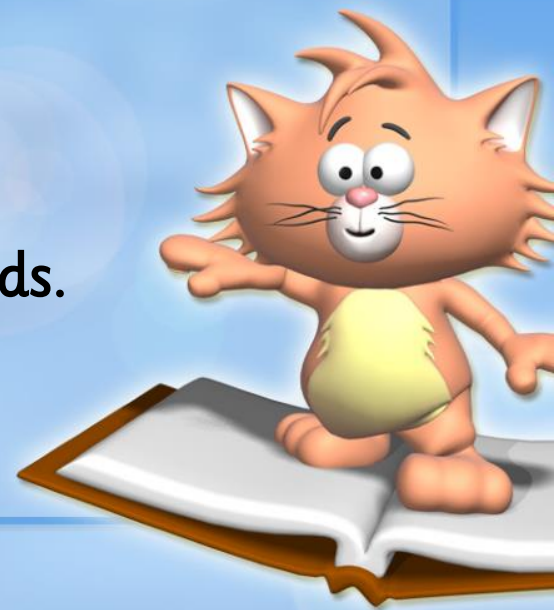


Teach

Look at the new grapheme.



'se' likes to come at the end of words.



Practise

Smooth blend these words

My turn ...
Together ...
Your turn ...

house

grease

horse

purse

loose

mouse

crease

goose

Word building

Smooth
blend

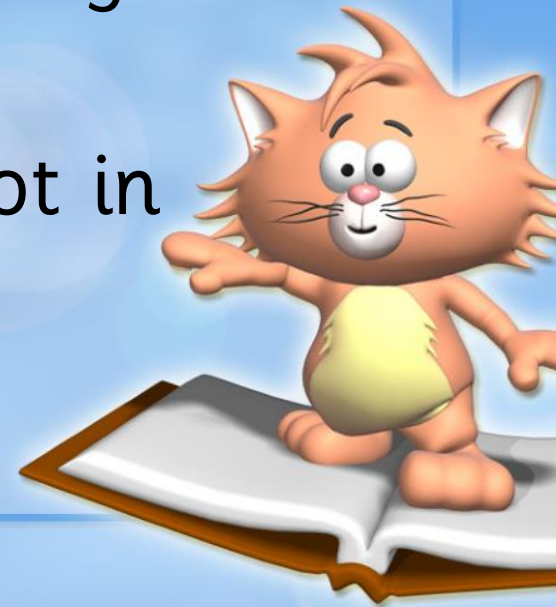


Reading Sentences

The white mouse ran into the large house.

The goose was loose in the farmyard.

How much money have you got in your purse?





Spelling

se

Look, Cover, Write, Check

Look - Your teacher will show you an 'se' word.

Cover - Cover it and see the word in your head.

Write - Segment and think about the graphemes you need.

Use your grapheme chart to help you.

Check - Were you right?

se

Words are on
the next slide.



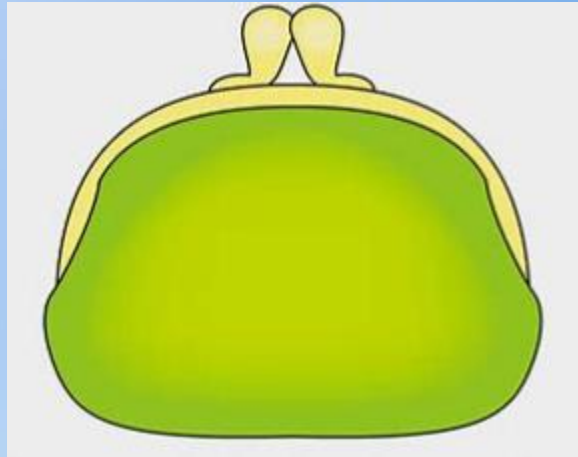
Look, Cover, Write, Check.



house



Look, Cover, Write, Check.



purse



Look, Cover, Write, Check.



horse



Look, Cover, Write, Check



Listen to the sentence and write it carefully.



se



Thursday Afternoon



Blending to read

Practise blending words with graphemes we have learnt by playing 'Make a Match' on 'Phonics Play'.





Friday


Revisit

Revisit and Revise

Practise reading these 'flash words'.
They contain graphemes we learnt last week.

ginger 

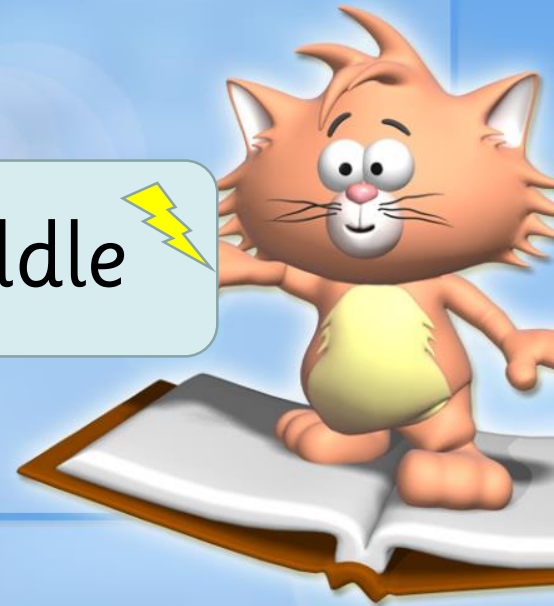
change 

fudge 

apple 

fridge 

middle 



Revisit

Revisit and Revise

Practise reading these 'off by heart' words'

said

are

were

your

here

they



Revisit

Revisit and Revise

Practise reading these graphemes.

air

ow

ure

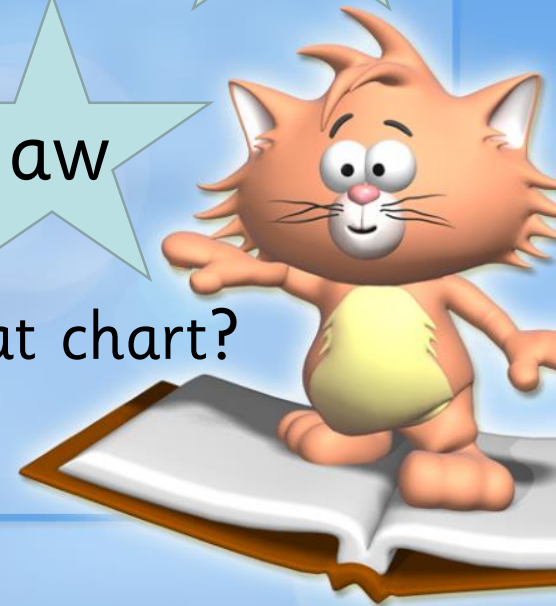
igh

ew

e-e


aw

Can you find them on your Big Cat chart?





What do we need
to revisit and
revise?



We say this as 'z'
like in the word
'please'.

Today's
learning
is....

Say it!
Look at it.
Say it to the
window, the door,
the floor.
Look at it.

se

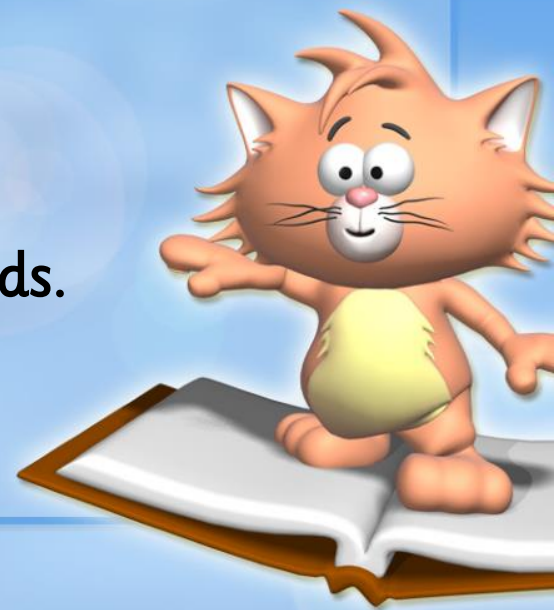


Teach

Look at the new grapheme.



'se' likes to come at the end of words.



Practise

Smooth blend these words

My turn ...
Together ...
Your turn ...

please

these

cheese

noise

pause

tease

raise

Word building

Smooth
blend

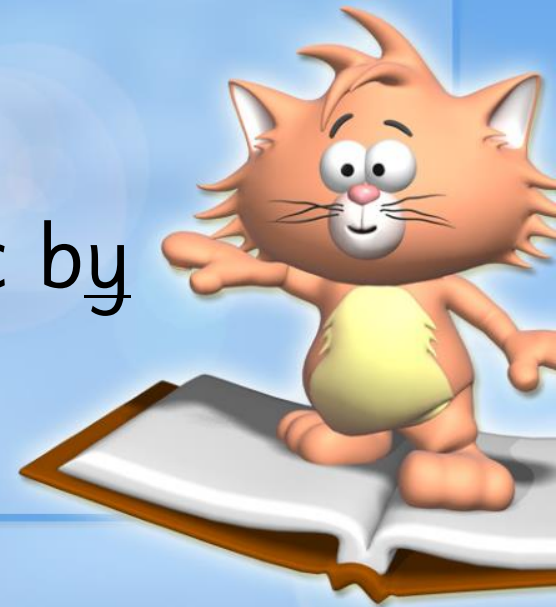


Reading Sentences

Please can I have a cheese sandwich?

What a lot of noise the children are making!

The teacher stopped the music by pressing the pause button.






Spelling

se

Stepping Stones

Listen to the music. When the music stops write the 'se' words to match the pictures on the next slides says on the paper with your partner.

se



Stepping Stones



cheese



Stepping Stones



noise



Stepping Stones



choose



Stepping Stones



Listen to the sentence and write it carefully.



se

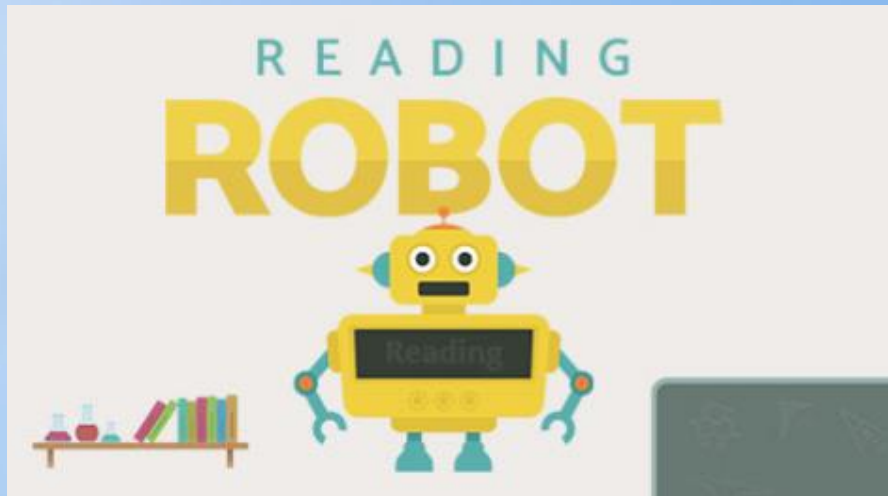


Friday Afternoon



Blending to read

Practise blending words with graphemes we have learnt by playing 'Reading Robot' on 'Phonics Play'.



Well done! See you next week.

