


Monday

Revisit

## Revisit and Revise

Practise reading these 'flash words' 

out 

I'm 

day 


about 

put 

saw 

Revisit

## Revisit and Revise

Practise reading these 'off by heart' words' 

house 

   
oh

    
their

  
by

    
your

  
so

## Revisit and Revise

Practise reading these graphemes.




Can you find them on your Big Cat chart?

# Teach

Look at the new grapheme

## Say it!

Say it to the  
window, the door,  
the floor.  
Look at it.



as pronounced in the  
word 'cake'

# Teach

This grapheme is called a split digraph. A digraph is two letters that go together to make one sound (phoneme).

A split digraph has a sound (phoneme) in the middle that splits it.




consonants

s, t, p, n, m, d, g, c, k, r,  
h, b, f, l, x, y, j, z, v, w, q

bake

# Teach

Look at the new grapheme.



'a-e' likes to come in the middle of words.

Practise

Practise reading these words.

My turn ...  
Together ...  
Your turn ...


Cover the word and reveal  
it 1 sound at a time. As  
you see a sound say it  
and add it to what you  
have read already.

Word building

Smooth blend

cake

flaze




snake

escape

amaze

jape



shrape



landscape

frame



# Blending to read

Practise blending words by playing 'Buried Treasure' on 'Phonics Play'.



Apply

## Blending to read sentences

Can a snake make a cake?

Can a whale swim across a lake?



The snake tried to escape from the maze.

Apply

# Segmenting to spell

Can you write the words to match these pictures?

a-e



Apply

# Segmenting to spell

a-e


How did you do?

★ Reach for the stars – Can you write the words in a sentence?


cake



whale



frame



Apply

# Reading Books

Blend to read the words in a Collins Big Cat book on the eBook catalogue.



Tuesday

Revisit

## Revisit and Revise

Practise reading these 'flash words' 

out 

I'm 

day 


about 

put 

saw 

Revisit

## Revisit and Revise

Practise reading these 'off by heart' words' 

house 

   
oh

    
their

  
by

    
your

  
so



## Revisit and Revise

Practise reading these graphemes.



Can you find them on your Big Cat chart?

# Teach

Look at the new grapheme.

## Say it!

Say it to the window, say it to the door, say it to the ceiling, say it to the floor.

Look at it. Use your magic finger to write it in the air.



as pronounced in the word 'bike'

# Teach

This grapheme is called a split digraph. A digraph is two letters that go together to make one sound (phoneme).

A split digraph has a sound (phoneme) in the middle that splits it.

bike



consonants

s, t, p, n, m, d, g, c, k, r,  
h, b, f, l, x, y, j, z, v, w, q

# Teach

Look at the new grapheme



'i-e' likes to come at the beginning and middle of words.


Practise

Practise reading these words.

My turn ...  
Together ...  
Your turn ...

slime

trige



kite

chipe



spine

prize


Word building

Smooth blend

quite

shine

smide



Practise

# Blending to read

Practise blending words by playing 'Picnic on Pluto' on 'Phonics Play'.



Apply

## Blending to read sentences

Can you ride a bike for a long time?

The big pile of slime felt wet and cold.


The kite flew high on top of the trees.

Apply

# Segmenting to spell

Can you write the words to match these pictures?

i-e





Apply


# Segmenting to spell

How did you do?

★ Reach for the stars – Can you write the words in a sentence?

i-e

bike



fire




slime



Apply

# Reading Books

Blend to read the words in a Collins Big Cat book on the eBook catalogue.




Wednesday

Revisit

## Revisit and Revise

Practise reading these 'flash words' 

out 

I'm 

day 


about 

put 

saw 

Revisit

## Revisit and Revise

Practise reading these 'off by heart' words' 

house 

   
oh

    
their

  
by

    
your

  
so

## Revisit and Revise

Practise reading these graphemes.



oi



ew



aw



oe



ue



ie



ure

Can you find them on your Big Cat chart?

# Teach

Look at the new grapheme. It can make two phonemes.

## Say it!

Say it to the window, say it to the door, say it to the ceiling, say it to the floor.

Look at it. Use your magic finger to write it in the air.



As pronounced in the word bone.

# Teach

This grapheme is called a split digraph. A digraph is two letters that go together to make one sound (phoneme).

A split digraph makes one sound but it is split by a consonant letter in the middle.



consonants

s, t, p, n, m, d, g, c, k, r,  
h, b, f, l, x, y, j, z, v, w, q

stole  
robe



# Teach

Look at the new grapheme



'o-e' likes to come at the beginning and in the middle of words. It can't ever come at the end of words because of the consonant letter that splits it.

Practise

Practise reading these words.

My turn ...  
Together ...  
Your turn ...

Cover the word and reveal  
it 1 sound at a time. As  
you see a sound say it  
and add it to what you  
have read already.


Word building

Smooth blend

alone


throne

gloze



bone

prode



zone

floge



stole

explode

# Blending to read

Practise blending words by playing 'Dragon's Den' on 'Phonics Play'.



## Blending to read sentences

Can you make a home out of bricks and stones?

The girl woke up and put on her robe.

Is it good to play alone on the playground?

Apply

# Segmenting to spell

Can you write the words to match these pictures?

o-e



Apply

# Segmenting to spell

o-e

How did you do?

★ Reach for the stars – Can you write the words in a sentence?

bone



robe



stone



Apply

# Reading Books

Blend to read the words in a Collins Big Cat book on the eBook catalogue.



Thursday





Revisit

## Revisit and Revise

Practise reading these 'flash words' 

out 

I'm 

day 


about 

put 

saw 

Revisit

## Revisit and Revise

Practise reading these 'off by heart' words' 

house 

   
oh

    
their

  
by

    
your

  
so

## Revisit and Revise

Practise reading these graphemes.



Can you find them on your Big Cat chart?

# Teach

Look at the new grapheme. It can make two phonemes.

## Say it!

Say it to the window, say it to the door, say it to the ceiling, say it to the floor.

Look at it. Use your magic finger to write it in the air.



This grapheme can be pronounced in two ways:

'oo' as in the word 'rule' or  
'you' as in the word 'cube'

# Teach

This grapheme is called a split digraph. A digraph is two letters that go together to make one sound (phoneme).

A split digraph makes one sound but it is split by a consonant letter in the middle.



consonants

s, t, p, n, m, d, g, c, k, r,  
h, b, f, l, x, y, j, z, v, w, q

rule  
cube

# Teach

Look at the new grapheme



'u-e' likes to come at the beginning and in the middle of words. It can't ever come at the end of words because of the consonant letter that splits it.

Practise

Practise reading these words.

My turn ...  
Together ...  
Your turn ...

rule

flute

rude

cube

tube

cute

Word building

Smooth blend

June

prune

computer

# Blending to read

Practise blending words by playing 'Crater Creature Countdown' on 'Phonics Play'.





Apply

## Blending to read sentences

The cute kitten was playing with the tube.

Is it good to be rude to your friends at school?

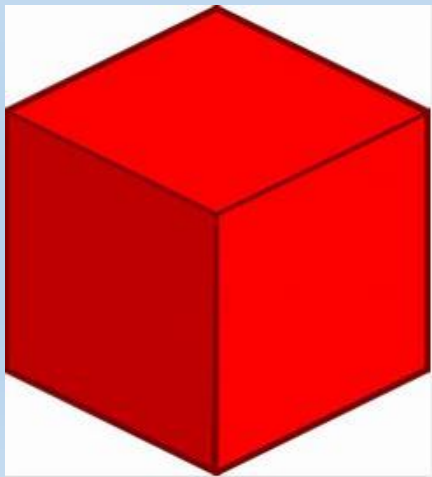
Can you use a computer to find out new things?

Apply

# Segmenting to spell

Can you write the words to match these pictures?

u-e



Apply

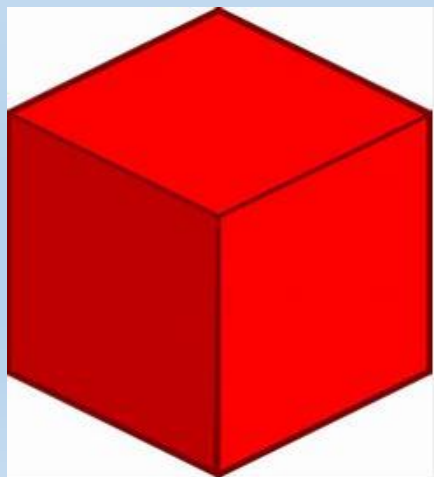
# Segmenting to spell

u-e

How did you do?

★ Reach for the stars – Can you write the words in a sentence?

cube



flute



prune



Apply

# Reading Books

Blend to read the words in a Collins Big Cat book on the eBook catalogue.



Friday

# Revisit and Revise

Practise reading these 'flash words' 

out 

I'm 

day 


about 

put 

saw 

Revisit

## Revisit and Revise

Practise reading these 'off by heart' words' 

house 

   
oh

    
their

  
by

    
your

  
so

## Revisit and Revise

Practise reading these graphemes.



Can you find them on your Big Cat chart?

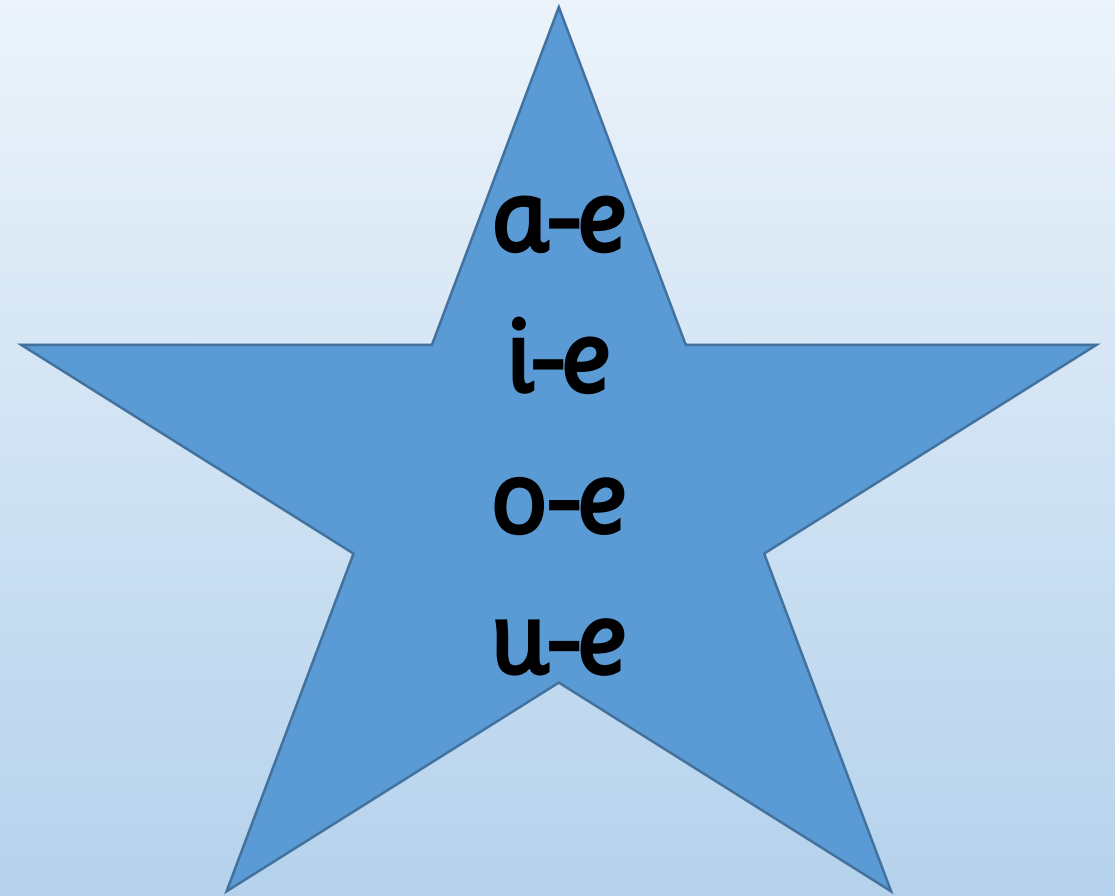


# Teach

Look at the new graphemes.

# Say it!

Practise saying them and writing them. Use your magic finger to write them in the air.



Practise

Practise reading these words.

My turn ...  
Together ...  
Your turn ...

Cover the word and reveal  
it 1 sound at a time. As  
you see a sound say it  
and add it to what you  
have read already.


Word building

Smooth blend

alone

throne


gloze



bone

prode

zone



floge


stole

explode



# Blending to read

Practise blending words by playing 'Reading Robot' on 'Phonics Play'.



## Blending to read sentences

The alien ate a bowl of slime with prunes on top.

Some aliens have long sharp spikes on their back.

The alien was glad it was time to go home from school.

Apply

# Segmenting to spell


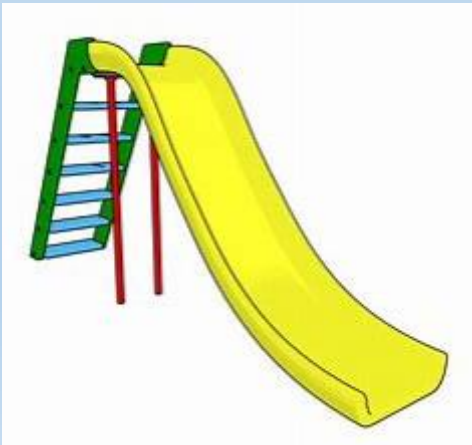
Can you write the words to match these pictures?

a-e

i-e

o-e

u-e



Apply

# Segmenting to spell

How did you do?

★ Reach for the stars – Can you write the words in a sentence?

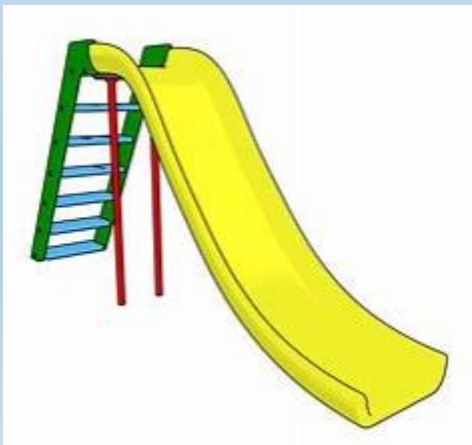
a-e

i-e


o-e

u-e

slide



note



maze



tube



Apply

# Reading Books

Blend to read the words in a Collins Big Cat book on the eBook catalogue.

