










Hello everyone.
 Thank you for sharing your photos with us using the email below.
 we will choose one star learner each day and celebrate their learning on our home learning page.
 Best wishes, Mrs Howett, Mrs Brown, Mrs Bee and Mrs Bonner



Wake-up, make your bed, get dressed and have breakfast, ready to learn by 9am!		
9.00am		Maths learning
10.00am		Physical activity and Snack
10.30am	 Letters and Sounds	Word Wise - 'Letters and Sounds' and writing
11.30am	Break for lunch	
1.00pm		Keeping Happy and Healthy; Fresh air and exercise
2.00pm		Our Wonderful World; Creative play and learning
3.00pm		Reading. Remember bedtime is a good time to read too.


Please continue to share your child's learning as often as possible via nursery@cavclosei.derby.sch.uk
 One of us will be in touch weekly to answer any of your questions and offer support and encouragement.
 Best wishes Mrs Howett, Mrs Brown, Mrs Bonner and Mrs Bee


<p>Talking</p> 	<p>Talking and playing with your child is the best way for your child to learn</p> <p>Please find time to look at the website below for ideas and information on how you can help your child to learn. Hungry Little Minds-https://hungrylittleminds.campaign.gov.uk/</p>
---	--

<p>Keeping safe, happy and healthy</p> 	<p>Make time to be active every day! Wednesday's Wake and Shake is 'Let's Go Walking' https://youtu.be/cj-ouBZXd00</p> <p>This will help your child to move their arms and legs alternatively, helping them to coordinate both sides of their brain at the same time.</p>
--	---

<p>Reading</p> 	<p>Read and Share Books Every Day Enjoy the story of Fairy Magic on the Book Trust website https://youtu.be/xmTEbULVZZg?list=PLE5MZB5pedUMQRHw2etfKDkufdGKDiPsU</p>
---	---

<p>Word Wise</p>  	<p>Follow the link to join in with Mrs Howett with Dough Disco to support early writing skills https://youtu.be/xslBHMUyIr8</p> <p>Remember to practice writing your name every day. Can you make a collage or a painting of your name?</p>
---	--

<p>Maths</p> 	<p>Working with Numbers White Rose Maths Learning about shape; 'It's Me 1,2,3' https://wrm-13b48.kxcdn.com/wp-content/uploads/2020/10/PDF-Its-me-1-2-3-Week-3-Session-3.pdf</p>
--	--

<p>Our Wonderful World</p> 	<p>I am a Scientist! See the science experiment on the next page. How long will the gingerbread man last?</p>
---	---

<p>Our Superstar Learner of the day!</p> <p>Autumn has made two fabulous fairy gardens and waters and trims the grass! Autumn has also been busy with her maths learning and is doing very careful counting. Well done Autumn!</p>		
---	---	---

Swimming Gingerbread Man

Science Experiment

Method

1. First, pour some water into a bowl or cup.
2. Then, drop your gingerbread man gently into the filled container.
3. Talk about whether the gingerbread man floats or sinks.
4. Observe and talk about what happens to the gingerbread man over time.
5. Watch as the gingerbread man slowly dissolves/disintegrates.

You will need:

Small gingerbread men biscuits

Bowls or cups

Jug

Water

