











<p>Good morning!</p> <p>Parents and carers who want to know more about how to support your child with phonics should go to https://www.phonicsplay.co.uk/parents/pre-school-children</p>	Wake-up, make your bed, get dressed and have breakfast, ready to learn by 9am!	
	9.00am	 Maths learning
	10.00am	 Physical activity and Snack
	10.30am	 Word Wise - 'Letters and Sounds' and writing
<p>Please continue to share your child's learning as often as possible via nursery@cavclosei.derby.sch.uk</p> <p>One of us will be in touch weekly to answer any of your questions and offer support and encouragement.</p> <p>Best wishes Mrs Howett, Mrs Brown, Mrs Bonner and Mrs Bee</p>	11.30am	Break for lunch
	1.00pm	 Keeping Happy and Healthy; Fresh air and exercise
	2.00pm	 Our Wonderful World; Creative play and learning
	3.00pm	 Reading. Remember bedtime is a good time to read too.


	<p>Talking and playing with your child is the best way for your child to learn</p> <p>Please find time to look at the website below for ideas and information on how you can help your child to learn.</p> <p>Hungry Little Minds-https://hungrylittleminds.campaign.gov.uk/</p>
-----------------------------------------------------------------------------------	--------------------------------------------------------------------------------------------------------------------------------------------------------------------------------------------------------------------------------------------------------------------------------------------------------------------------------------------------


	<p>Make time to be active every day!</p> <p>Thursday's Wake and Shake is Jack Hartman 'Syllables'</p> <p>https://youtu.be/HKxAjCqc3wU</p>
-----------------------------------------------------------------------------------	---------------------------------------------------------------------------------------------------------------------------------------------------------------------------------------------

	<p>Read and Share Books Every Day</p> <p>We have loved hearing about the pets some of you have at home. Listen to the story 'Amazing' about a pet dragon read by the author Steve Anthony</p> <p>https://youtu.be/ueAoTqkuIMQ?list=PLE5MZB5pedUMQRHw2etfKDkufdGKDiPsU</p>
-------------------------------------------------------------------------------------	---------------------------------------------------------------------------------------------------------------------------------------------------------------------------------------------------------------------------------------------------------------------------------------------------------------------------------------------------------------------

	<p>Log on to 'Phonics Play' website</p> <p>https://www.phonicsplay.co.uk/resources/phase/1</p> <p>Username:jan21 Password:home</p> <p>Play the rhyming game 'Cake Bake'</p>
------------------------------------------------------------------------------------	--------------------------------------------------------------------------------------------------------------------------------------------------------------------------------------------------------------------------------------------------

	<p>Working with Numbers</p> <p>White Rose Maths</p> <p>Learning about positional language; 'It's Me 1,2,3'</p> <p>https://wrm-13b48.kxcdn.com/wp-content/uploads/2020/10/PDF-Its-me-1-2-3-Week-3-Session-4.pdf</p>
------------------------------------------------------------------------------------	---------------------------------------------------------------------------------------------------------------------------------------------------------------------------------------------------------------------------------------------------------------------------------------------------------------------------------------------

	<p>I am a Scientist!</p> <p>Grow your own ginger. Follow the instructions at the bottom of this page.</p>
-------------------------------------------------------------------------------------	------------------------------------------------------------------------------------------------------------------

	<p>Our Superstar Learner of the day!</p> <p>William has been learning to ride his bike with his dad! He can pedal and steer at the same time. What a Superstar!</p>
-------------------------------------------------------------------------------------	------------------------------------------------------------------------------------------------------------------------------------------------------------------------------------------------------

Growing Ginger

Science Experiment



Method

1. When choosing a piece of ginger in the supermarket, choose one that is plump and fresh. Look at the knobby parts to find ones that have little points (called eyes) on the end of the knobbles.
2. Soak the ginger root overnight in a bowl of warm water. This will wash off any chemicals and preservatives.
3. Prepare the plant pot by adding $\frac{3}{4}$ compost and $\frac{1}{4}$ sand to the pot and mixing it together.
4. Plant the ginger root in the pot. Make sure the 'eyes' are pointing upwards, out of the compost.
5. Water it well.
6. Place the clear plastic bag over the pot. This will act like a mini greenhouse and keep the plant warm.
7. Place it on a sunny windowsill.
8. It may take a couple of weeks to grow, so keep checking and watering it if the compost looks a bit dry.

You will need:

Ginger root (from the supermarket)

Water


Bowl

Plant pot

Compost

Sand

Clear plastic bag



Science Experiment

Growing Ginger

Can you see any 'eyes' on the knobby parts of the ginger?

Can you help to plant the ginger? Remember to keep the 'eyes' poking out of the compost.

Can you water it?

Keep checking your ginger plant.

Have the 'eyes' sprouted yet?

Does it need more water?