



Reception – Home Learning – Week Beginning 22/06/20

GROW HAPPY



Keeping safe, happy and healthy

Make time every day to be active

- Join in with Joe Wickes every weekday morning at 9.00am!
- Know how to keep your children safe on the internet. Log on to Thinkuknow-E Safety Website with guidance on screen time and staying safe on the internet <https://www.thinkuknow.co.uk/>
- Some children love to 'shake their sillies out' before doing their home learning; <https://www.bing.com/videos/search?q=shake+your+sillies+out+learning+station&docid=608043841268548498&mid=FA296512A913A410818BFA296512A913A410818B&view=detail&FORM=VIRE>
- Join in with the Real PE Daily Activities – please see the information attached at the bottom of this document.

Chatter matters



Talking

Talking and playing with your child is the best way for your child to learn

Please look at the websites below for ideas and information on how you can help your child to learn.

Hungry Little Minds - <https://hungrylittleminds.campaign.gov.uk/>

Tiny Happy People - <https://www.bbc.co.uk/tiny-happy-people>

Big Little Moments - <https://www.abetterstartsouthend.co.uk/biglittlemoments>

Small Talk - <https://small-talk.org.uk/>

Please keep in contact with us at least once a week by emailing reception@cavclosei.derby.sch.uk!



Reading

Listen to a story every day

- Read EVERY DAY with a grown up! Visit the Oxford Owl website for free eBooks.
- Complete the Phonics homework set on Education City.
- Can you spot any of these common words in your reading books...of, that, it, with
- Log on to Phonics Play (details at the bottom of the page), Select 'Grab a Giggling Grapheme'. Can you correctly match the phonemes and graphemes? Challenge yourself by practising Phase 2 and 3.
- Listen to the story 'Way down deep in the deep blue sea' <https://www.youtube.com/watch?v=w3B8BJ2aT40>. Retell the story with your grown up. What was your favourite sea creature?

Listen to a story read by one of our lovely teachers, see teachers [story time on our website](#). See you there!


Writing



- Listen to the story 'Way down deep in the deep blue sea', write a list of all the sea creatures he saw.
- Design your own sea creature and label its features. Will it have a name?
- Design a new page for the story using your sea creature. Can you write a caption or sentence to tell us what happens?
- Put your goggles on and imagine diving into the deep blue sea! Write 5 pieces of treasure you found!
- Write a sentence for each of these common words...of, that, it, with.



Maths



See Power Maths Activities attached below:

- Day 1 – Doubles
- Day 2 – Halving and sharing
- Day 3 – Equal groups
- Day 4 – Halving and sharing
- Day 5 – **Challenge time!**




- Complete the maths activity set on Education City.

Our Wonderful World



Can you draw or make a sea creature you may find 'way down in the deep blue sea'...



Use these words to help your child develop a positive attitude to learning;

Determined

Keep trying

Reach for the stars

Can you think of another way?

Useful Websites;

Phonics play - Username: march20 Password: home

Education City - Children have their own username and passwords. Please email your child's teacher if you do not have their login details.

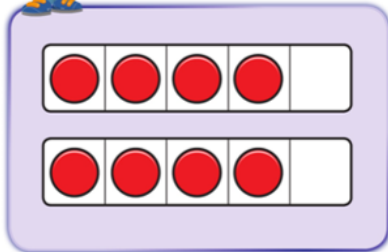
Power Maths Daily Activities:

Day 1: Starter!

Halving and sharing



What can you see?



Be a 'Determined Dexter', can you:

- Recognise the double?
- Write the number sentence?
 $\dots + \dots =$
- Write what the next double fact would be:
 - Double ... is ...
 - Halve of ... is ...



Day 2: Discover!



Can you equally share the other picnic items between the two children?



Can you answer the question?

Day 3: Share!

Pick an even number of everyday objects. Use your double facts to share them equally with your grown up?

- How many objects did you have altogether?
- What does equal mean?





Be CONFIDENT!



Day 4: Think together!



Can you use objects at home to help you answer the questions?


Think together

1 Share the .

2 Find half of the .


Use  and  to help you.


I will share the  to find half.

Remember to use your careful counting!

Day 5: Challenge!

CHALLENGE

Share the picnic so each child gets half. 



I think I see a pattern!

Use double facts to help you!

Challenge yourself to write down the double facts!

What would the next double be? Can you represent it using everyday objects?

Real PE Daily Activities:

Day 1	Day 2	Day 3	Day 4	Day 5
Practice and perfect your Astronaut Skills	Play the cheeky Monkey's Throw the Fruit game?	Enjoy the chitter chatter of the Five Cheeky Monkeys song	Can you do what the Cheeky Monkey says?	Discover your own Fairytale Adventure

How to use real PE at home:

- Visit <https://home.jasmineactive.com/login> and use your real PE at home school log in, which is:
Parent e mail: parent@cavendishc-1.com
Password: cavendishc
- All the activities written in colour above can be found on **day 1-5** of the activity timetable, use the toggle to select EYFS (Reception).
- Get extra help and tips by watching the video for each day.

Real PE develops all your learning skills, not just the physical ones. This week's focus is on social skills

During the activities this week can you develop your social skills by.....

- Taking turns, sharing and using kind words?
- What did you do well?
- What would you like to improve next time?