



Reception - Home Learning – Week beginning 1/6/20



**Keeping
safe, happy
and healthy**

Make time every day to be active

- Join in with Joe Wickes every weekday morning at 9.00!
- Know how to keep your children safe on the internet. Log on to Thinkuknow-E Safety Website with guidance on screen time and staying safe on the internet
<https://www.thinkuknow.co.uk/>
- Some children love to 'shake their sillies out' before doing their home learning;
<https://www.bing.com/videos/search?q=shake+your+sillies+out+learning+station&docid=608043841268548498&mid=FA296512A913A410818BFA296512A913A410818B&view=detail&FORM=VIRE>
- <https://www.bing.com/videos/search?q=cosmic+kids&view=detail&list=xA6k%2fSc9BbAhrG&FORM=VRPLA&ru=%2Fvide%2Fsearch%3Fq%3Dcosmic%2520kid> For a more relaxing exercise, try yoga with cosmic kids!



Talking

Talking and playing with your child is the best way for your child to learn

Please look at the websites below for ideas and information on how you can help your child to learn.

Hungry Little Minds - <https://hungrylittleminds.campaign.gov.uk/>

Tiny Happy People - <https://www.bbc.co.uk/tiny-happy-people>

Big Little Moments - <https://www.abetterstartsouthend.co.uk/biglittlemoments>

Small Talk - <https://small-talk.org.uk/>

Please keep in contact with us at least once a week on the reception email!



Reading

Listen to a story every day

- Read EVERY DAY with a grown up!
- Complete the Phonics homework set on Education City.
- Can you spot any of these common words in your reading books? ... I, go, to, the
- Listen to the story 'The lighthouse keeper's lunch' <https://www.youtube.com/watch?v=46wCRq50Wwg>
- Retell the story, what was Mr and Mrs Grinling's clever plan?

Listen to a star story told by Mrs Unwin-Rose, see teachers story time on our website. See you there!

Writing



- Write a sentence for each of these common words... I, go, to, the.
- Practise writing your name everyday.
- Create a story map for 'The lighthouse keepers lunch'
- Can you write a list of instructions 'how to make a sandwich'?
- Write a shopping list, what would you put in your picnic basket?



Maths



- See document attached 'Reception Power Maths Week 1.6.20:
- Day 1 – Active counting.
- Day 2 – Discover.
- Day 3 – Share.
- Day 4 – Think together.
- Day 5 – Challenge time!



Our Wonderful World



Can you make your own lighthouse? Use your imagination!



Can you create a pretend disgusting sandwich?



Send us a picture, who can make the most yukky one?

Use these words to help your child develop a positive attitude to learning;

Determined Keep trying Reach for the stars Can you think of another way?

Useful Websites; Phonics play - <https://www.phonicsplay.co.uk/> Username: march20 Password: home

Education City - <https://www.educationcity.com/> (Children have their own username and passwords)

There are lots of learning opportunities on; <https://offschool.org.uk/>

Day 1: Starter!

Can you play active counting with a grown up?

Pick an action and a number up to 20 and do the action as you are counting!

Your actions could be:

Star jumps

Hops

Claps

Blinks


Side steps

Can use different voices to count in?



Day 2: Discover!

Look at the picture, which number do you think Sam will land on?



Day 3: Share!

Can you find some rocks or stones to write numbers on and practise?



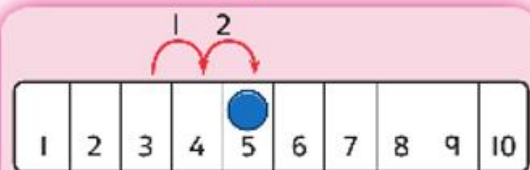
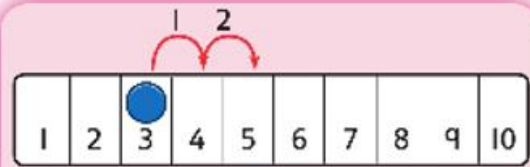
What number will Sam land on?



I will start on 3 and count on 2.



Sam will land on 5.



Day 4: Think Together!

Can you make a number line, roll a dice and count on?




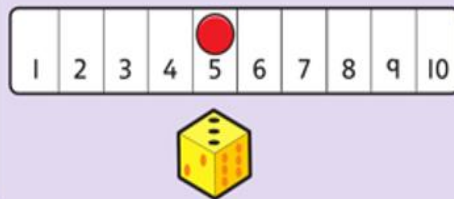
1 Where will Isha land?



I will count each jump along the track.



2 Where will the  land?



I can see the same numbers as before.



Can you answer the question?

CHALLENGE

First there are 2 children.
Then 4 more children come.
How many children are there now?



I will use a

1	2	3	4	5	6	7	8	9	10
---	---	---	---	---	---	---	---	---	----

and ☐ to help me.



Say the numbers as
you count the children.

